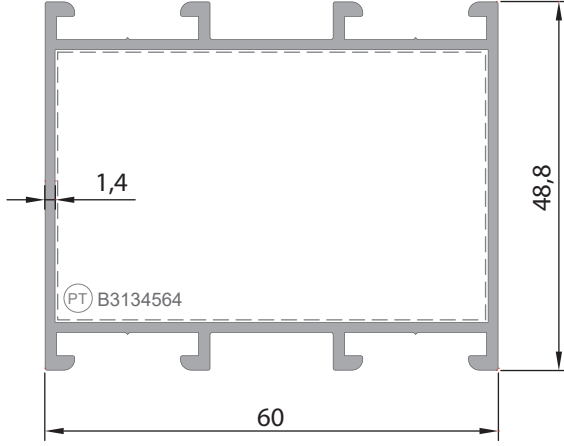


C60 AÇILIR
YALITIMSIZ SİSTEM

 **ALFORE**[®]

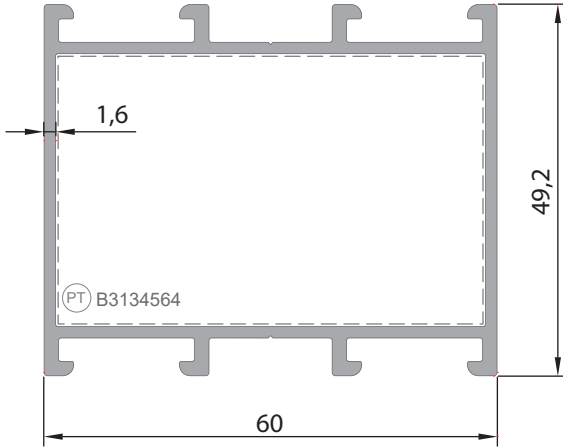
**1994**

Kasa Profili (1,4 mm.)

Statik Değerler

Jx	Jy
18,16 cm ⁴	11,92 cm ⁴

Ağırlık (Kg/mt.)

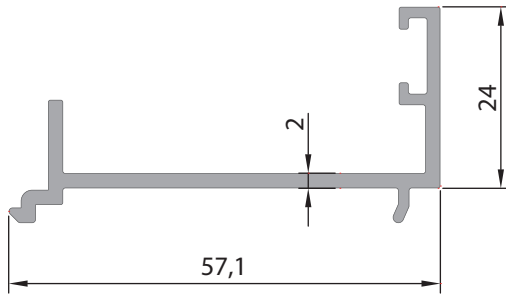
0,996 Kg/mt.Pres Takoz (PT) **B3116388**Dik Bağlantı (DB) **B3410101****1980**

Kasa Profili

Statik Değerler

Jx	Jy
20,5 cm ⁴	13,47 cm ⁴

Ağırlık (Kg/mt.)

1,125 Kg/mt.Pres Takoz (PT) **B3134564****1987**

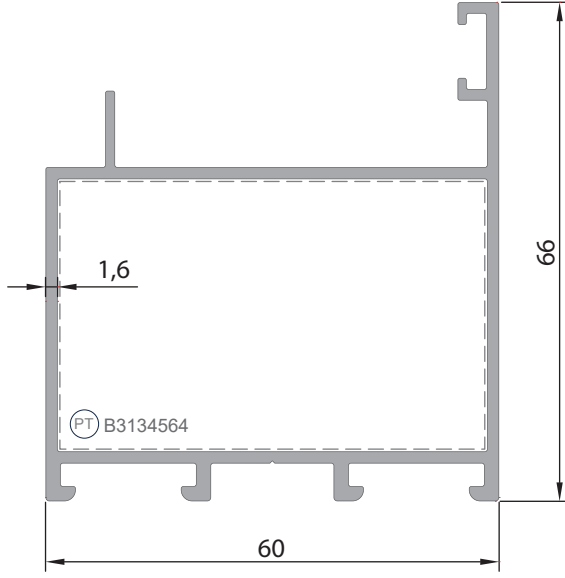
Adaptör Profili

Statik Değerler

Jx	Jy
8,65 cm ⁴	0,76 cm ⁴

Ağırlık (Kg/mt.)

0,556 Kg/mt.

**1981**

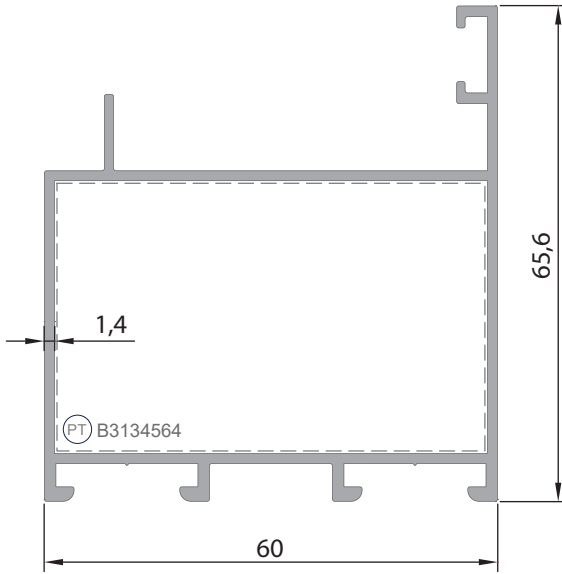
Kanat Profili

Statik Değerler



Jx	Jy
22,48 cm ⁴	16,86 cm ⁴

Ağırlık (Kg/mt.)
1,152 Kg/mt.

Pres Takoz (PT) **B3134564****1993**

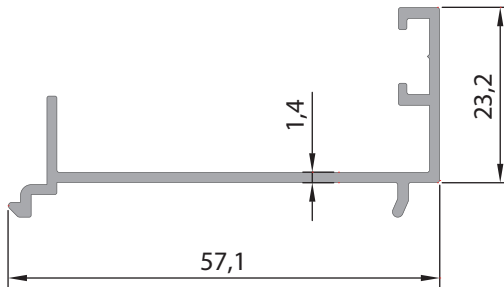
Kanat Profili (1,4 mm.)

Statik Değerler



Jx	Jy
21,57 cm ⁴	13,36 cm ⁴

Ağırlık (Kg/mt.)
1,023 Kg/mt.

Pres Takoz (PT) **B3134388****1997**

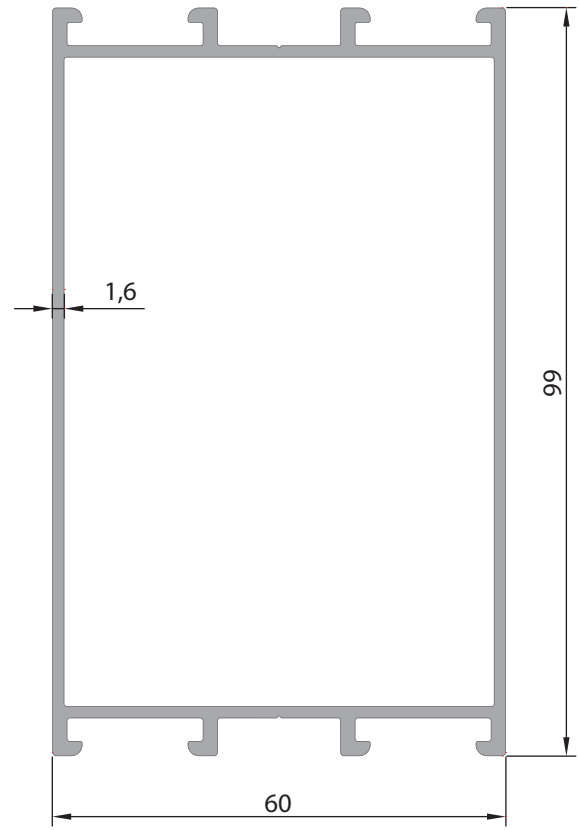
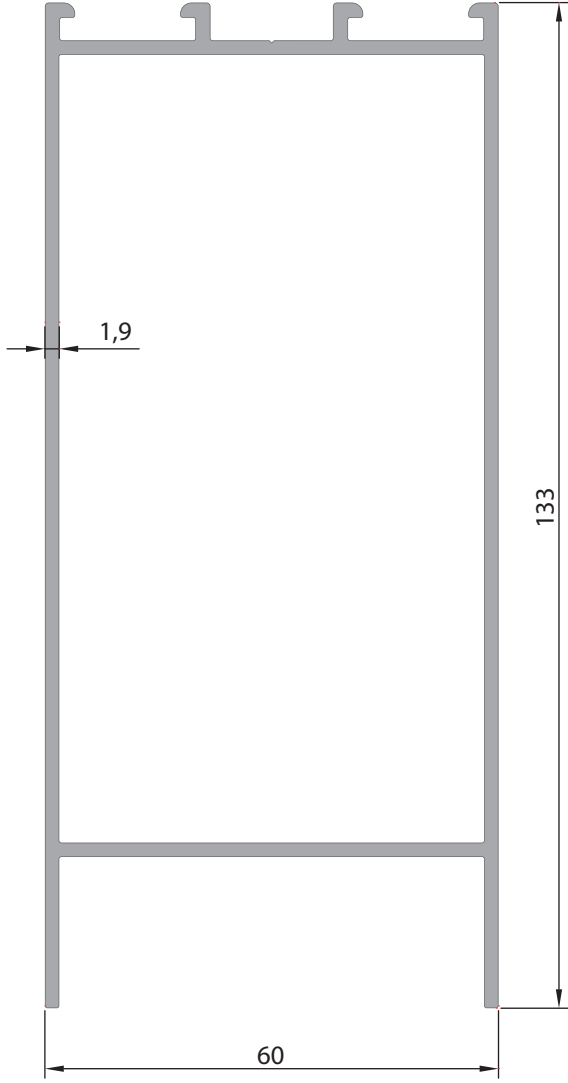
Adaptör Profili (1,4 mm.)

Statik Değerler



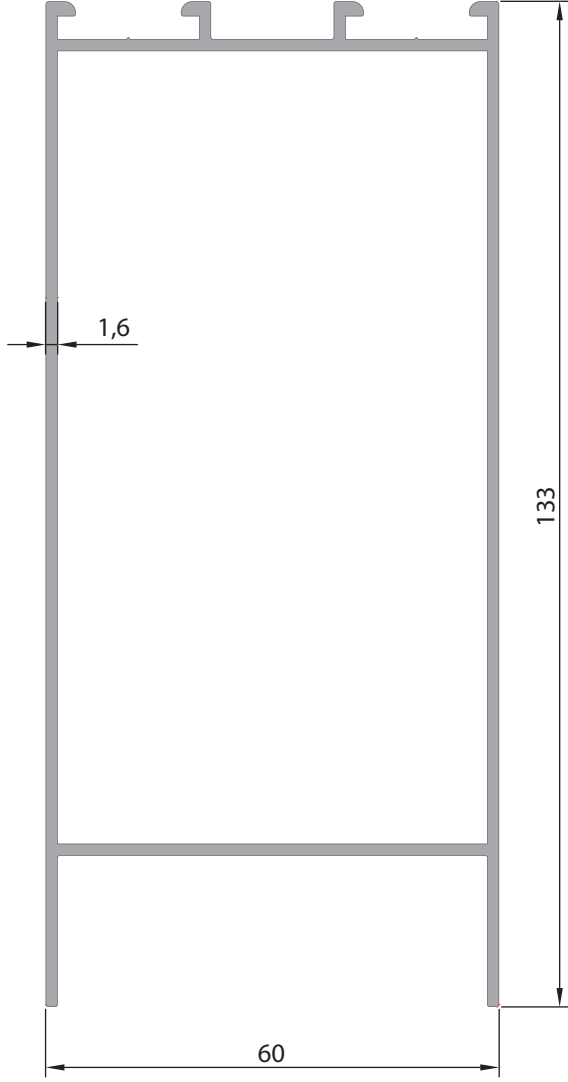
Jx	Jy
6,66 cm ⁴	0,59 cm ⁴

Ağırlık (Kg/mt.)
0,417 Kg/mt.

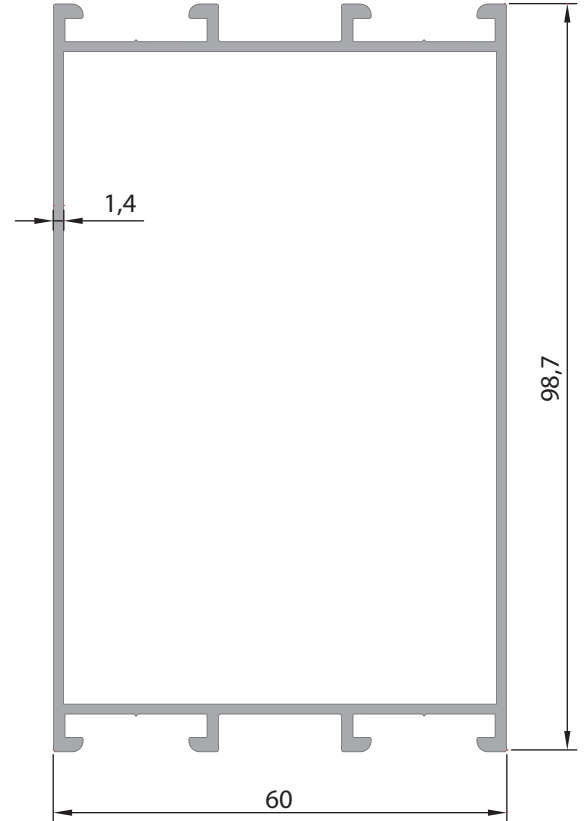


1982	
Baza Profili	
Statik Değerler 	
Jx 49,22 cm ⁴	Jy 151,58 cm ⁴
Ağırlık (Kg/mt.) 2,043 Kg/mt.	

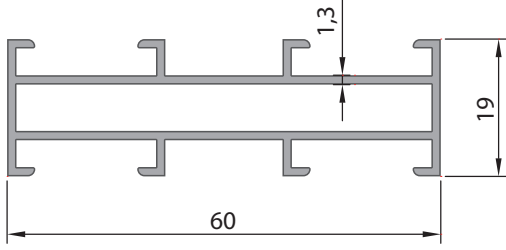
1984	
Geniş Kasa Profili	
Statik Değerler 	
Jx 34,26 cm ⁴	Jy 81,76 cm ⁴
Ağırlık (Kg/mt.) 1,556 Kg/mt.	



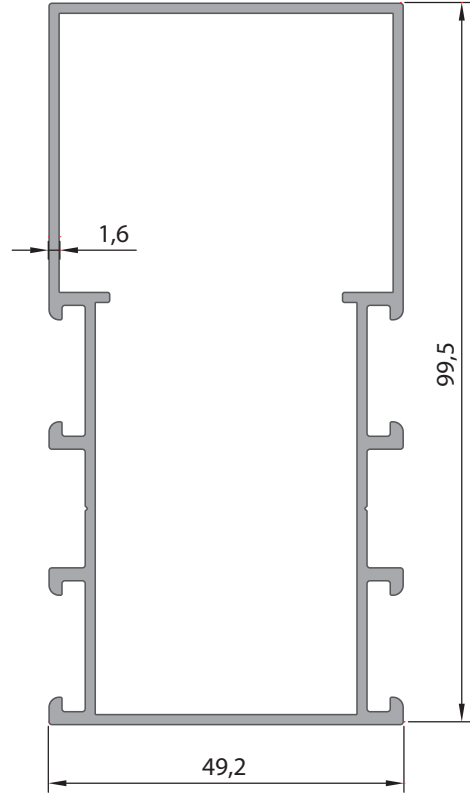
1999	
Baza Profili (1,6 mm.)	
Statik Değerler 	
Jx 42,04 cm ⁴	Jy 127,19 cm ⁴
Ağırlık (Kg/mt.) 1,736 Kg/mt.	




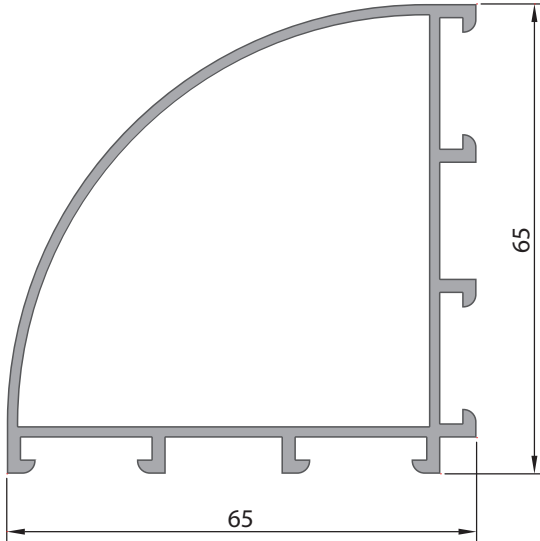
1998	
Geniş Kasa Profili (1,4 mm.)	
Statik Değerler 	
Jx 30,23 cm ⁴	Jy 69,44 cm ⁴
Ağırlık (Kg/mt.) 1,377 Kg/mt.	



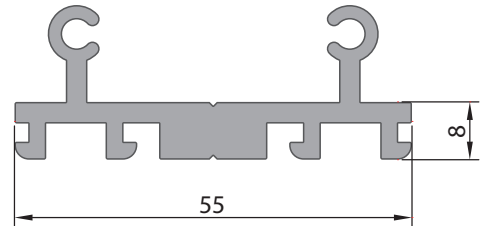
1988	
Dar Kasa Profili	
Statik Değerler 	
Jx 9,64 cm ⁴	Jy 0,70 cm ⁴
Ağırlık (Kg/mt.) 0,678 Kg/mt.	



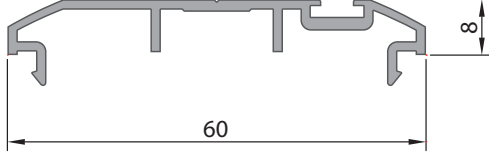
1995	
Takviyeli Kayıt Profili	
Statik Değerler 	
Jx 67,34 cm ⁴	Jy 21,6 cm ⁴
Ağırlık (Kg/mt.) 1,532 Kg/mt.	
Dik Bağlantı  B3410101	



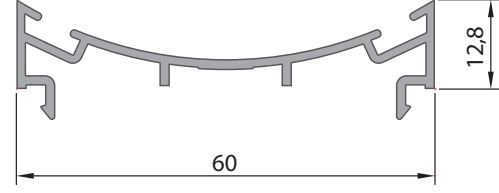
1983	
90° Dönüş Profili	
Statik Değerler 	
Jx 20,24 cm ⁴	Jy 20,16 cm ⁴
Ağırlık (Kg/mt.) 1,195 Kg/mt.	



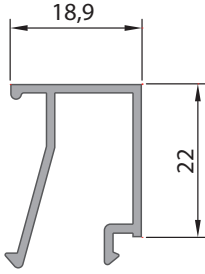
4638	
Kayıt Bağlantı Profili	
Statik Değerler 	
Jx 0,00 cm ⁴	Jy 0,00 cm ⁴
Ağırlık (Kg/mt.) 1,087 Kg/mt.	



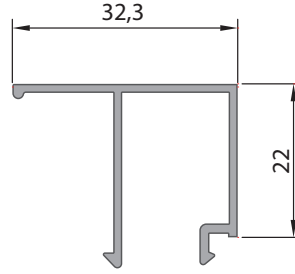
4237	
Çarpma Kapı Adaptör	
Statik Değerler $\begin{matrix} x \\ \rightarrow \\ y \\ \downarrow \end{matrix}$	
Jx 0,00 cm ⁴	Jy 0,00 cm ⁴
Ağırlık (Kg/mt.) 0,440 Kg/mt.	



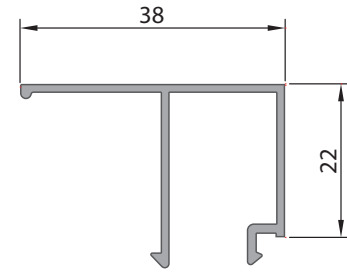
4238	
Çarpma Kapı Adaptör	
Statik Değerler $\begin{matrix} x \\ \rightarrow \\ y \\ \downarrow \end{matrix}$	
Jx 0,00 cm ⁴	Jy 0,00 cm ⁴
Ağırlık (Kg/mt.) 0,470 Kg/mt.	



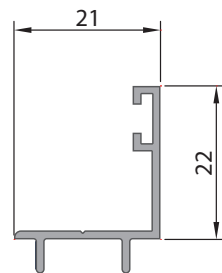
1985
Çita Profili
Ağırlık (Kg/mt.) 0,293 Kg/mt.



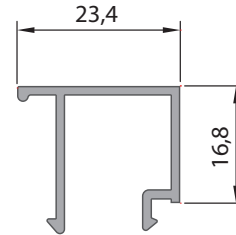
1991
Çita Profili
Ağırlık (Kg/mt.) 0,338 Kg/mt.



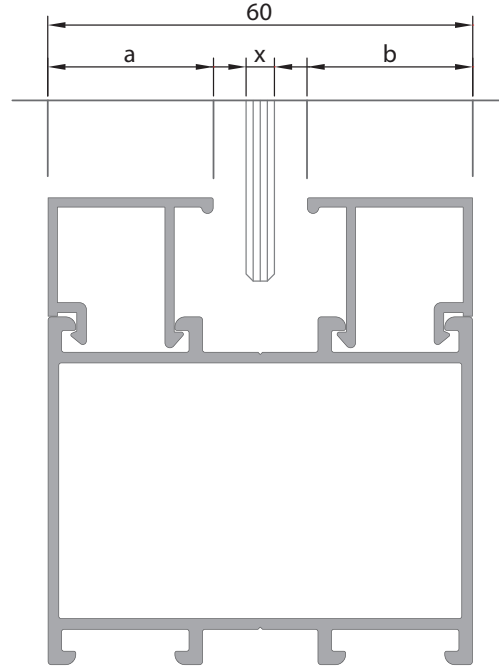
1992
Çita Profili
Ağırlık (Kg/mt.) 0,360 Kg/mt.



1990
Çita Profili
Ağırlık (Kg/mt.) 0,206 Kg/mt.



1986
Çita Profili
Ağırlık (Kg/mt.) 0,266 Kg/mt.

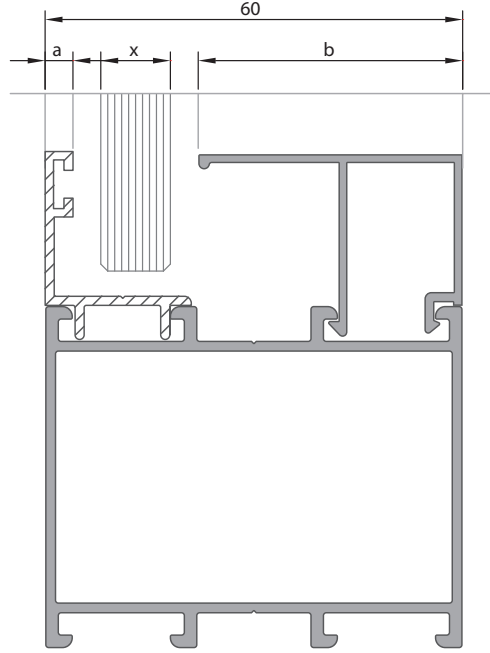


Cam (x)	Dış Cam Çıtası	Çıta (a)	İç Cam Çıtası	Çıta (b)	Dış Cam Fiteli	İç Cam Fiteli
4 mm.	1986	23,5 mm.	1986	23,5 mm.	B4410005	B4410004
5 mm.	1986	23,5 mm.	1986	23,5 mm.	B4410004	B4410004
6 mm.	1986	23,5 mm.	1986	23,5 mm.	B4410006	B4410004
7 mm.	1986	23,5 mm.	1986	23,5 mm.	B4410006	B4410006
8 mm.	1986	23,5 mm.	1986	23,5 mm.	B4410007	B4410004
9 mm.	1986	23,5 mm.	1986	23,5 mm.	B4410007	B4410006
10 mm.	1986	23,5 mm.	1986	23,5 mm.	B4410007	B4410007
12 mm.	1985	19 mm.	1985	19 mm.	B4410005	B4410005
14 mm.	1985	19 mm.	1985	19 mm.	B4410004	B4410004
16 mm.	1985	19 mm.	1985	19 mm.	B4410006	B4410006
18 mm.	1985	19 mm.	1985	19 mm.	B4410007	B4410007
20 mm.	1985	19 mm.	1985	19 mm.	B4410007	B4410007



Yukarıda verilen profil ve fitil ilişkileri teoriktir.

Cam fitillerinin yerine geçmesinde problem yaşanmaması için, öncelikle bir numune üzerinde test ediniz.

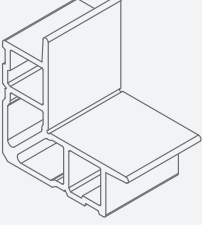




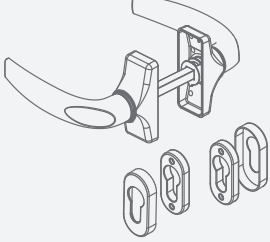
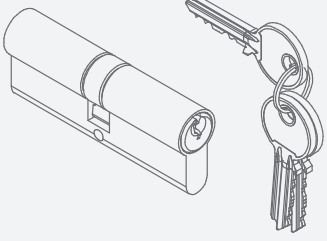




















Cam (x)	Dış Cam Çıtası	Çıta (a)	İç Cam Çıtası	Çıta (b)	Dış Cam Fiteli	İç Cam Fiteli
6 mm.	1990	4 mm.	1992	38 mm.	B4410008	B4410008
7 mm.	1990	4 mm.	1992	38 mm.	B4410005	B4410008
8 mm.	1990	4 mm.	1992	38 mm.	B4410005	B4410005
9 mm.	1990	4 mm.	1992	38 mm.	B4410004	B4410005
10 mm.	1990	4 mm.	1992	38 mm.	B4410004	B4410004
12 mm.	1990	4 mm.	1992	38 mm.	B4410006	B4410006
14 mm.	1990	4 mm.	1992	38 mm.	B4410007	B4410006
16 mm.	1990	4 mm.	1991	32,5 mm.	B4410004	B4410004
18 mm.	1990	4 mm.	1991	32,5 mm.	B4410006	B4410006
20 mm.	1990	4 mm.	1991	32,5 mm.	B4410007	B4410007
26 mm.	1990	4 mm.	1985	19 mm.	B4410008	B4410005
28 mm.	1990	4 mm.	1985	19 mm.	B4410004	B4410005
30 mm.	1990	4 mm.	1985	19 mm.	B4410006	B4410004
32 mm.	1990	4 mm.	1985	19 mm.	B4410006	B4410006
34 mm.	1990	4 mm.	1985	19 mm.	B4410007	B4410007










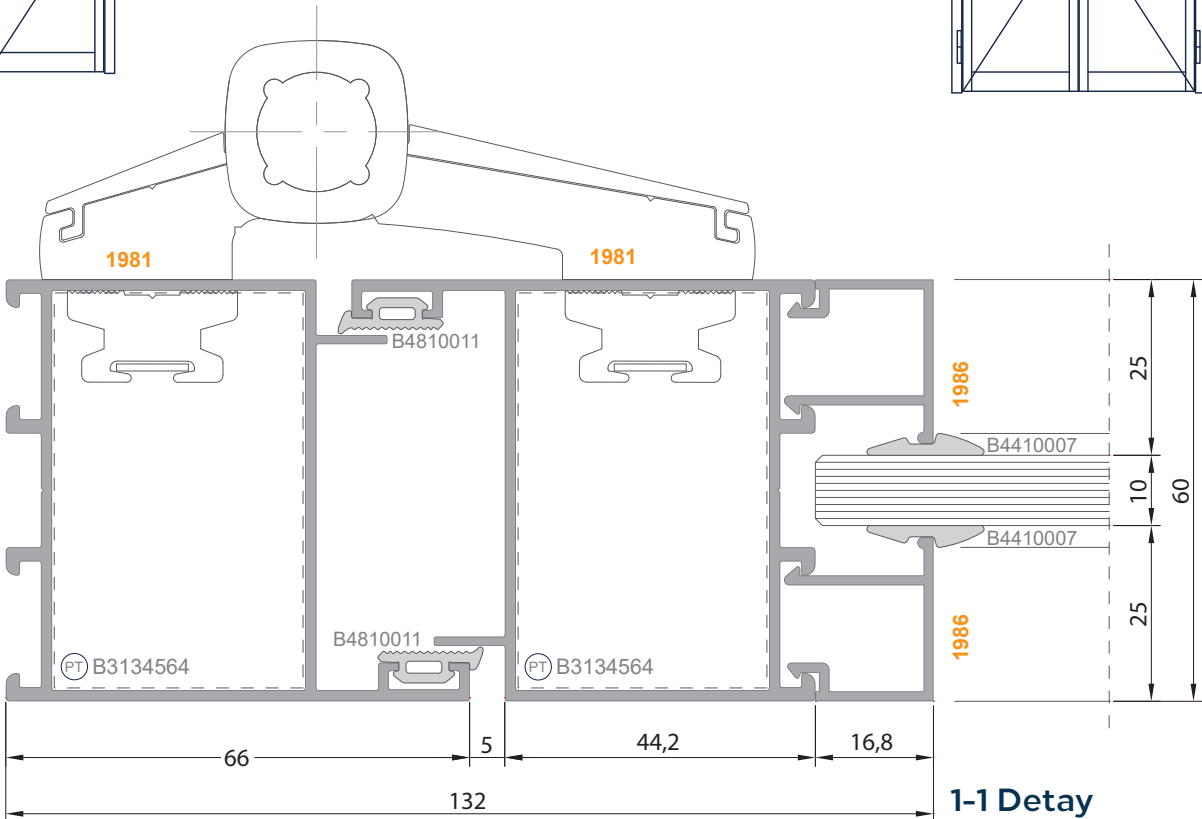
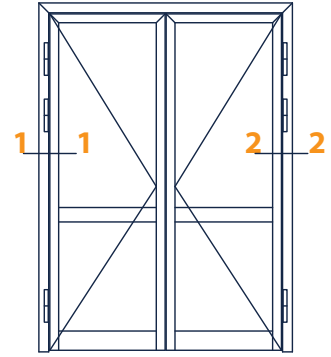
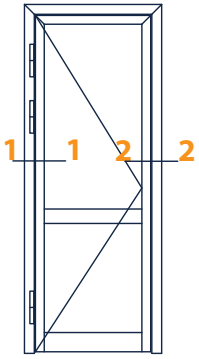
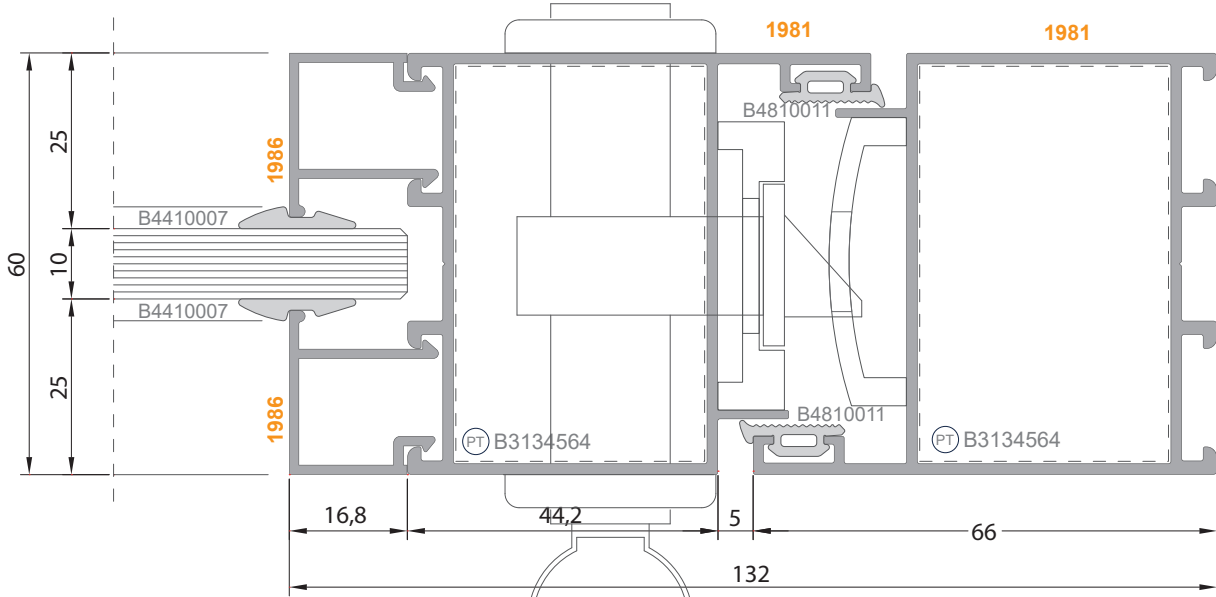
Yukarıda verilen profil ve fitil ilişkileri teoriktir.

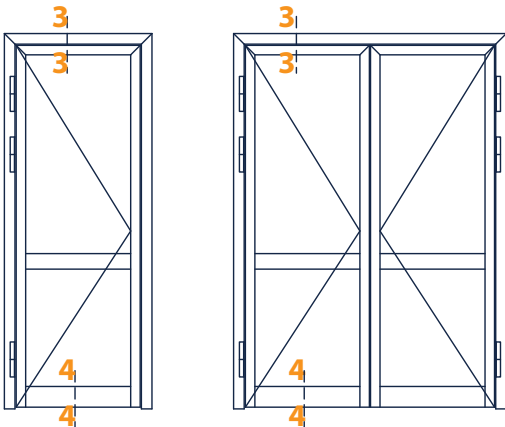
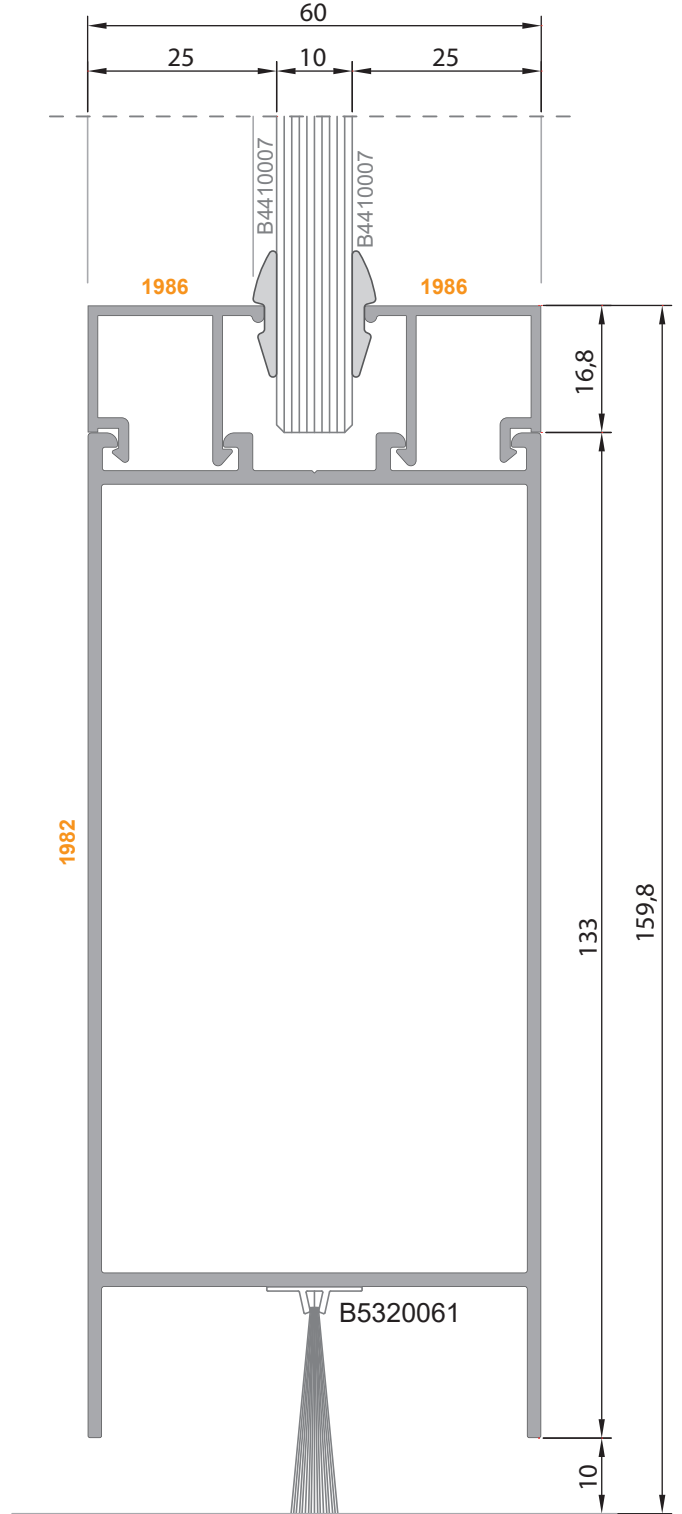
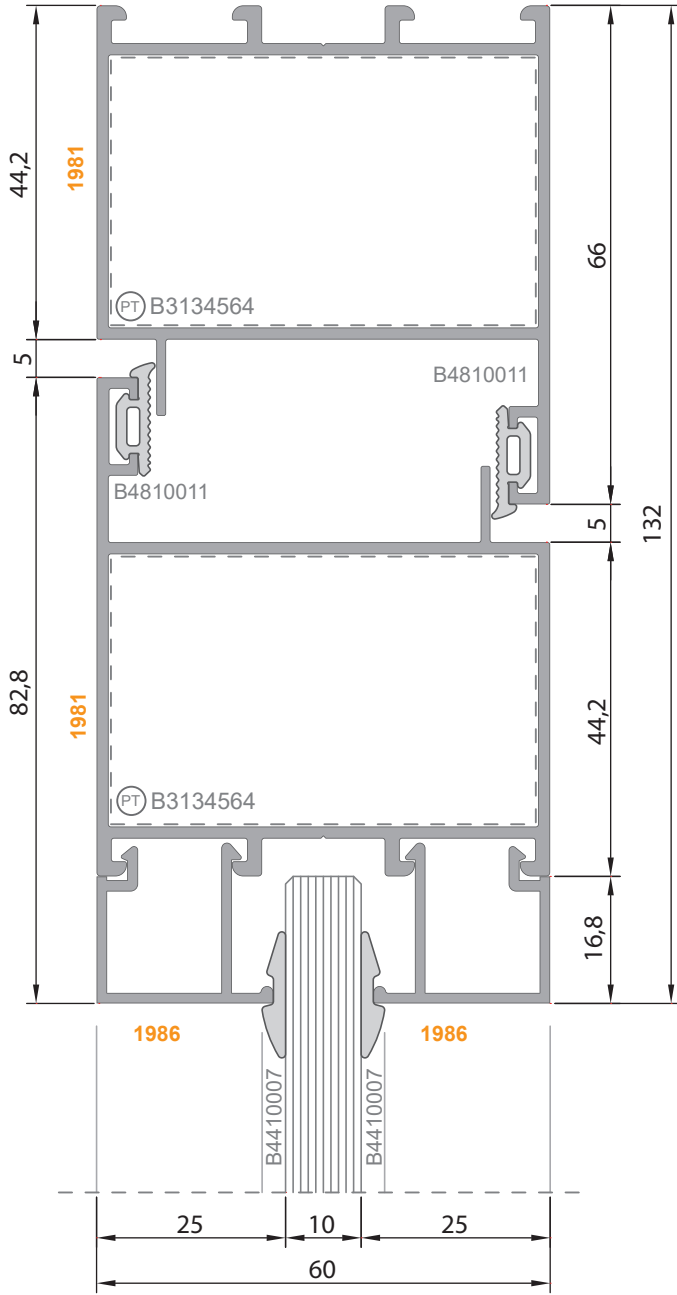
Cam fitillerinin yerine geçmesinde problem yaşanmaması için, öncelikle bir numune üzerinde test ediniz.

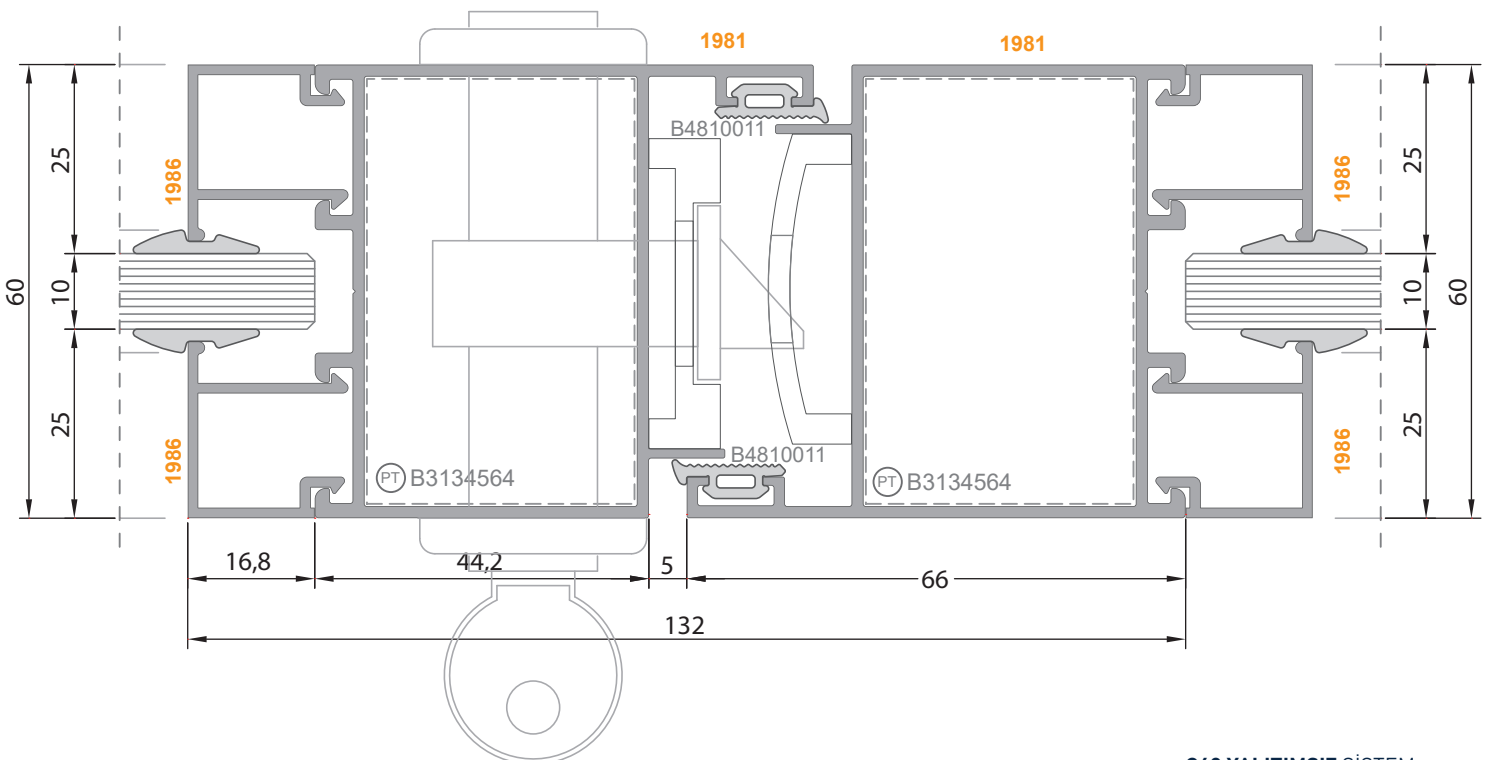
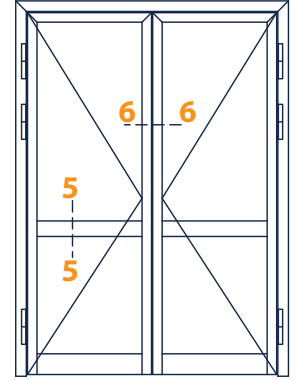
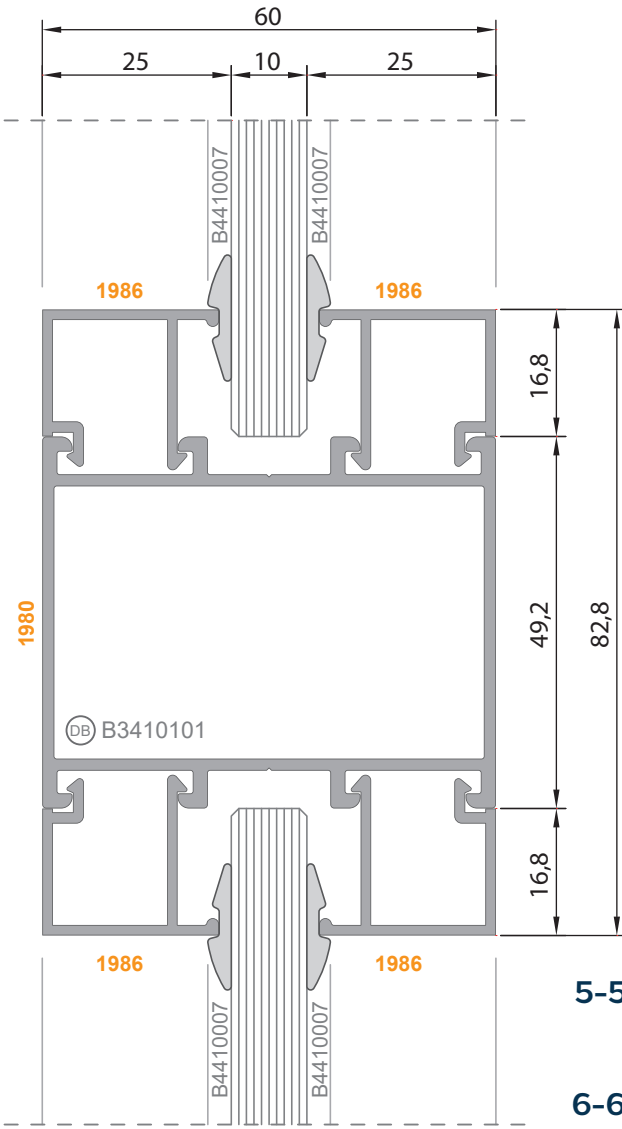
Aksesuarlar Accessories	Aksesuar Kodu Nr of Accessories	Malzeme Türü Material	Açıklama Description	Kullanıldığı Profil
	B3134564 <small>(PT)</small>	Alüminyum	Pres Köşe Bağlantı Takozu	1980, 1981 1993, 1994
	B3410101 <small>(DB)</small>	Galvaniz	Dik Bağlantı Takozu	1980, 1982 1984, 1994 1998, 1999 1995
	B6530041	Alüminyum	C60 Kapı Menteşe (Beyaz)	Tüm Kanatlarda
	B6530042		C60 Kapı Menteşe (Renkli)	Tüm Kanatlarda
	B7610200	Galvaniz	C60 Çarpma Kapı Menteşe	Tüm Kanatlarda
	B7610202	Alüminyum	C60 Çarpma Kapı Menteşe Alt Besleme	Tüm Kanatlarda
	B7410002	Alüminyum	Rozetli Kapı Kolu	1981, 1993
	B7111001	Nikel	76 mm. Barel	1981, 1993
	B7310051	Alüminyum	Fişek Sürgü	1981, 1993

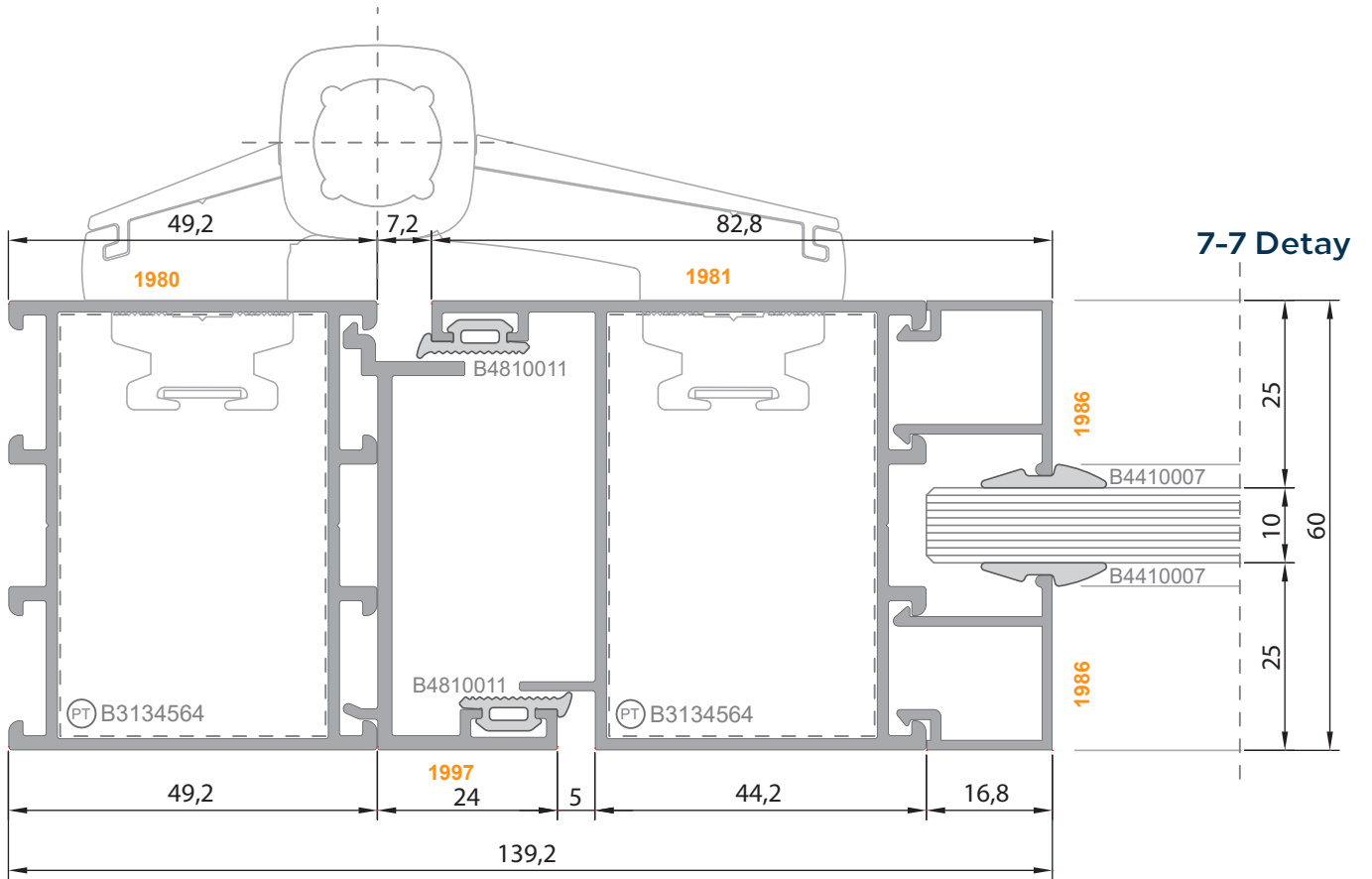
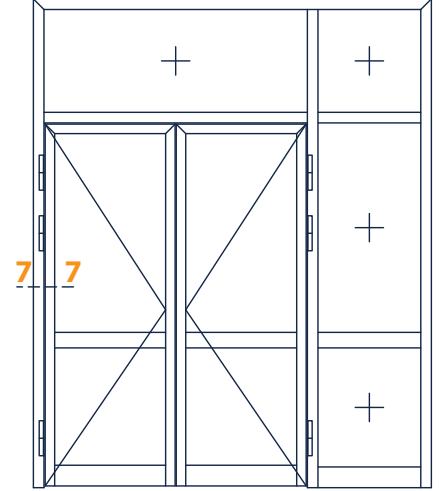
Aksesuarlar Accessories	Aksesuar Kodu Nr of Accessories	Malzeme Türü Material	Açıklama Description	Kullanıldığı Profil
	B7210048	Alüminyum	Kilit Karşılık Alt	1981, 1993
	B7210046	Alüminyum	Kilit Karşılık	1981, 1993
	B7312102	Çelik	Dilli Kilit	3049, 3050
	B7312112	Çelik	Makaralı Kilit	3049, 3050
	B5320061	Polipropilen	Kapı Altı Fırçası	2964
Aksesuarlar Accessories	Aksesuar Kodu Nr of Accessories	Malzeme Türü Material	Açıklama Description	Koli Miktarı
	B4810011	EPDM	Kasa - Kanat Fitili	300 mt. 
	B4410007	EPDM	1,5-2 mm. Cam Fitili	255 mt. 
	B4410006	EPDM	2,5-3 mm. Cam Fitili	194 mt. 
	B4410004	EPDM	4 mm. Cam Fitili	166 mt. 
	B4410005	EPDM	5 mm. Cam Fitili	197 mt. 
	B4410008	EPDM	6 mm. Cam Fitili	120 mt. 

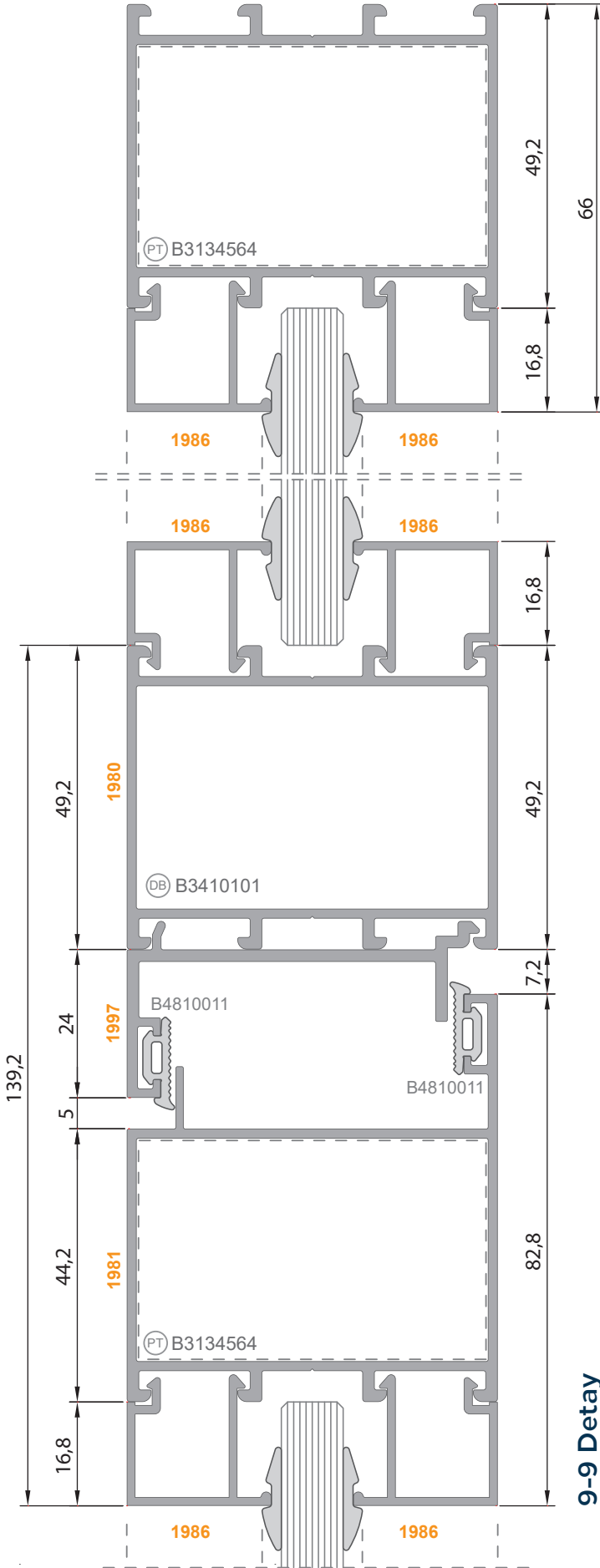
Aksesuarlar Accessories	Aksesuar Kodu Nr of Accessories	Malzeme Türü Material	Açıklama Description	Kullanıldığı Profil
	B7325001	----	Kapı Pompası (Raylı)	----
	B7325000	----	Kapı Pompası	----
	B7324000	----	Panik Kol	----
	B7410127	Alüminyum	Akbank Kol Takımı Düz Aparat	----
	B7410125	Alüminyum	Akbank Kol Takımı Salyangoz Aparat	----
	B7410106	Alüminyum	90 cm. Bükme baston Kol Beyaz	----
	B7410107	Alüminyum	90 cm. Bükme baston Kol Renkli	----
	B7410160	Alüminyum	50 cm. Yay Boru Kol Renkli	----
	B7410161	Alüminyum	40 cm. Yay Boru Kol Renkli	----
	B7410162	Alüminyum	30 cm. Yay Boru Kol Renkli	----
	B7410136	Alüminyum	20 cm. Bükme Boru Kol Beyaz	----
	B7410137	Alüminyum	20 cm. Bükme Boru Kol Renkli	----
	B7410109	Alüminyum	30 cm. Bükme Boru Kol Beyaz	----
	B7410110	Alüminyum	30 cm. Bükme Boru Kol Renkli	----
	B7410142	Alüminyum	40 cm. Bükme Boru Kol Beyaz	----
	B7410108	Alüminyum	40 cm. Bükme Boru Kol Renkli	----
	B7410138	Alüminyum	50 cm. Bükme Boru Kol Beyaz	----
	B7410139	Alüminyum	50 cm. Bükme Boru Kol Renkli	----





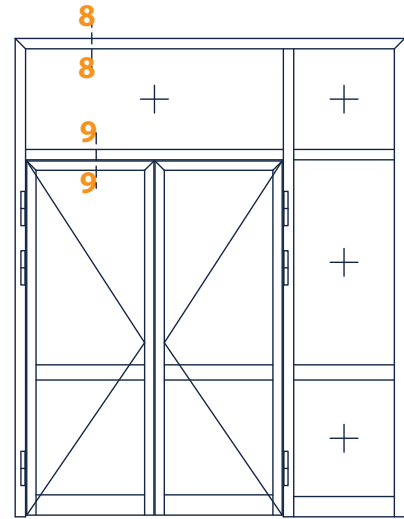


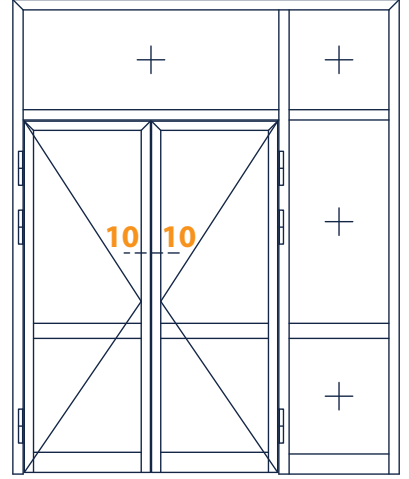




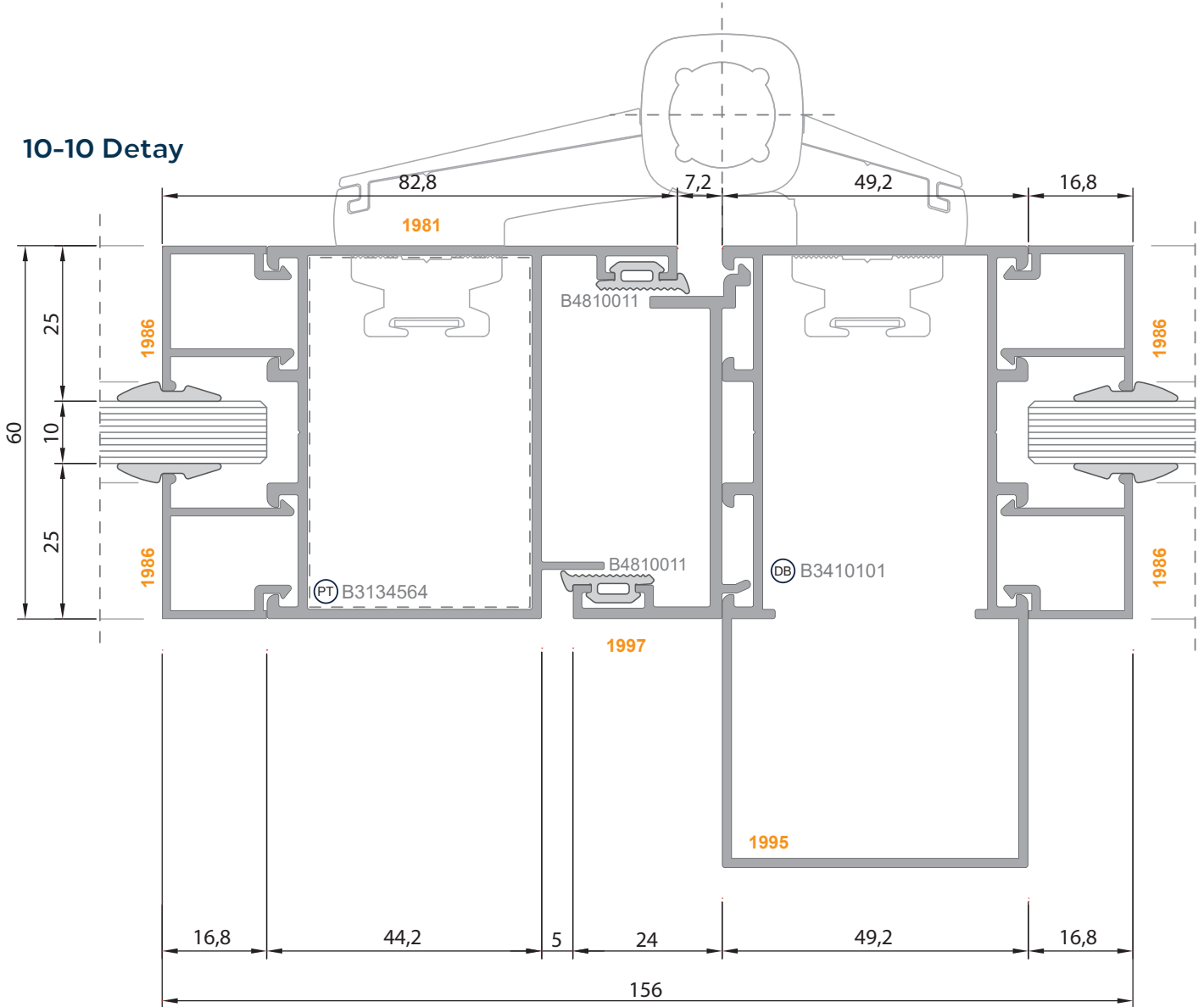
8-8 Detay

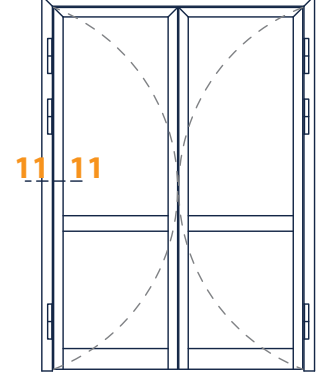
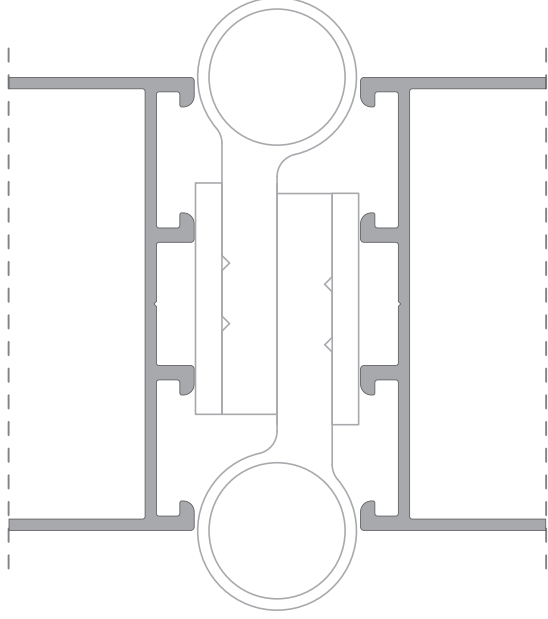
9-9 Detay



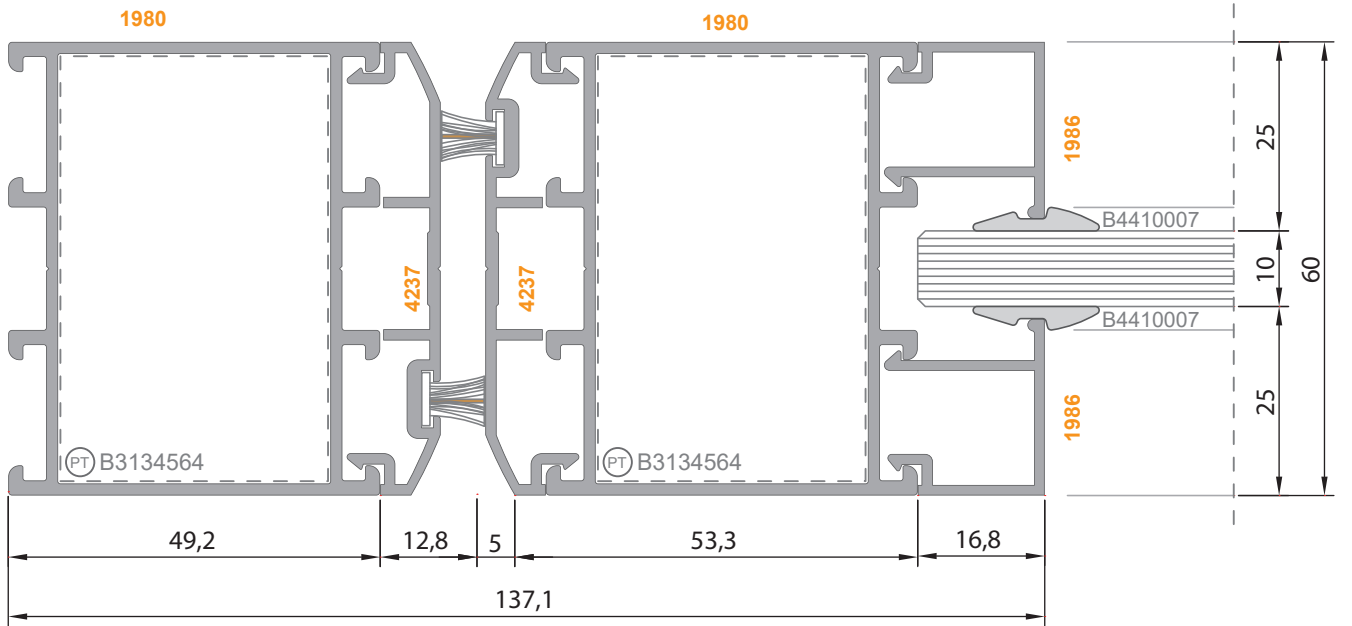


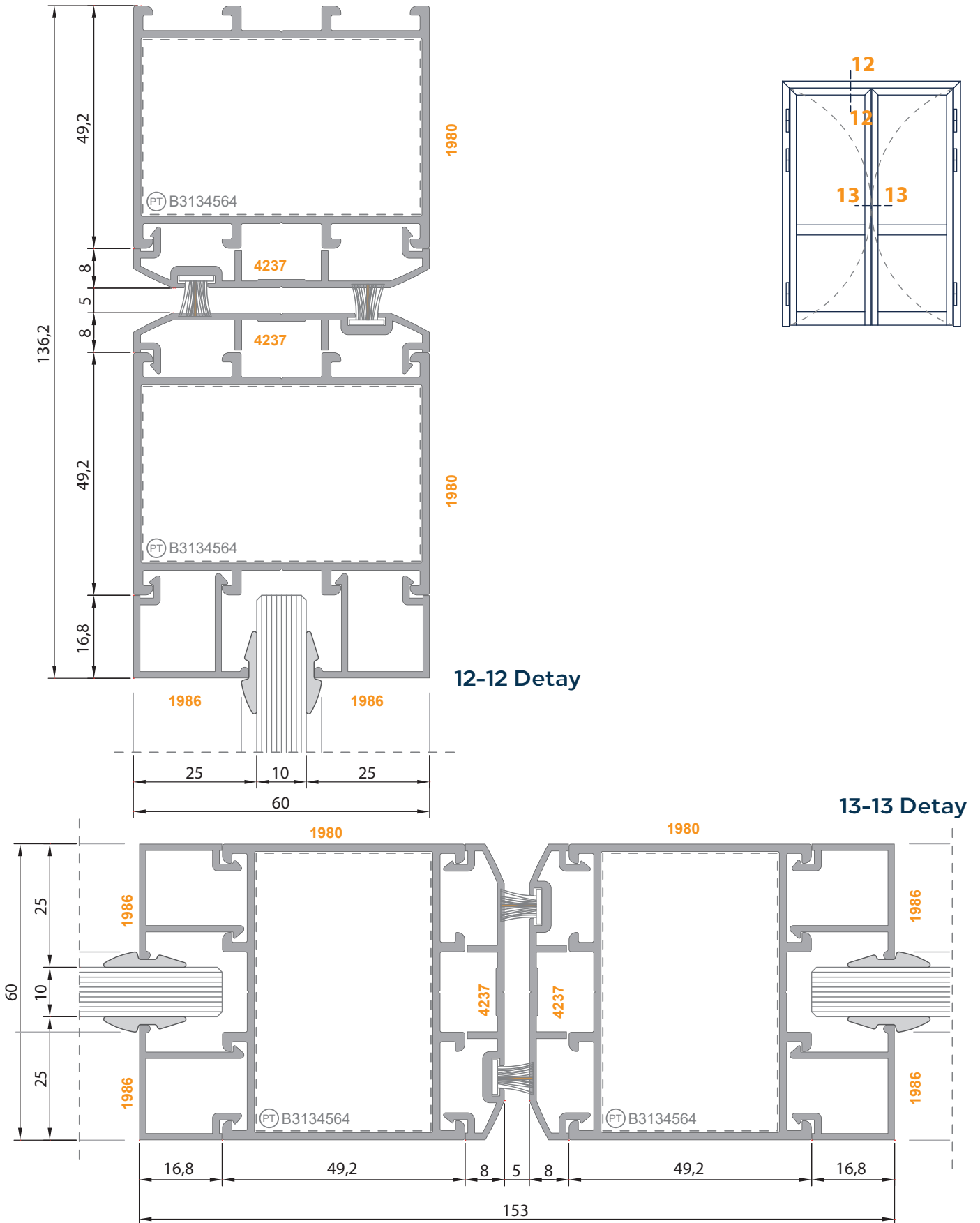
10-10 Detay





11-11 Detay





 **ALFORE**[®]

C60 AÇILIR
YALITIMSIZ
SİSTEM