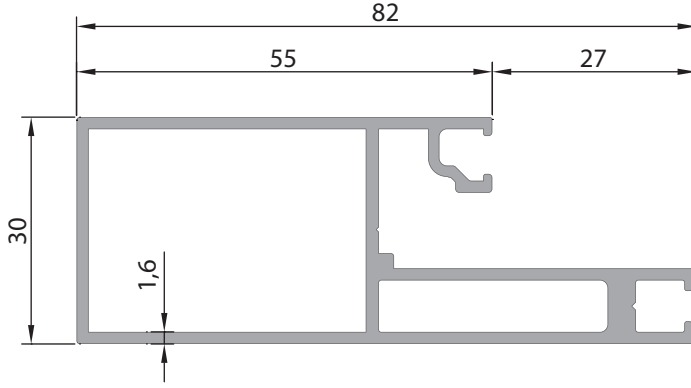
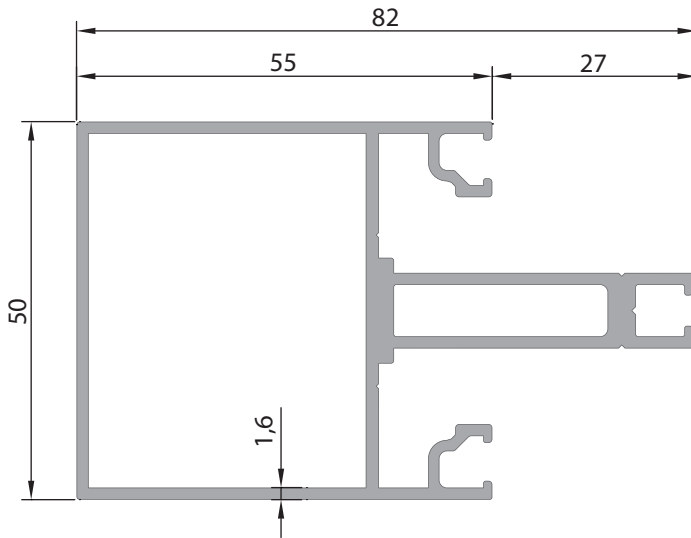


**SİLİKON & KAPAKLI**  
CEPHE SİSTEMİ

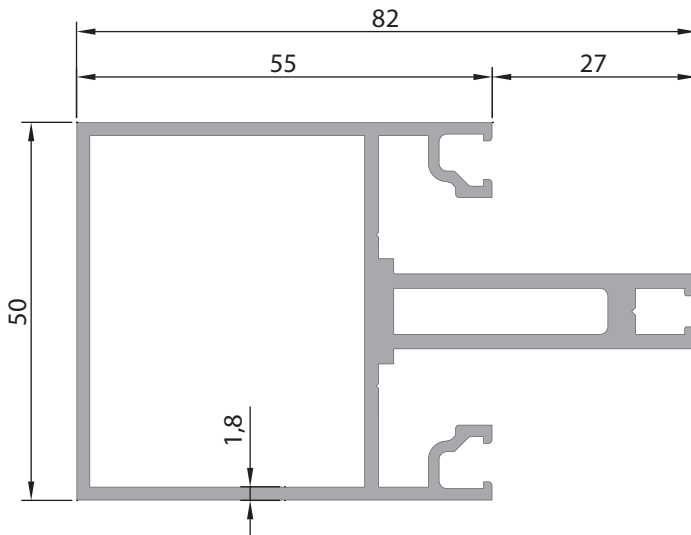
 **ALFORE**<sup>®</sup>

**11155**

Yarım Cephe Profili

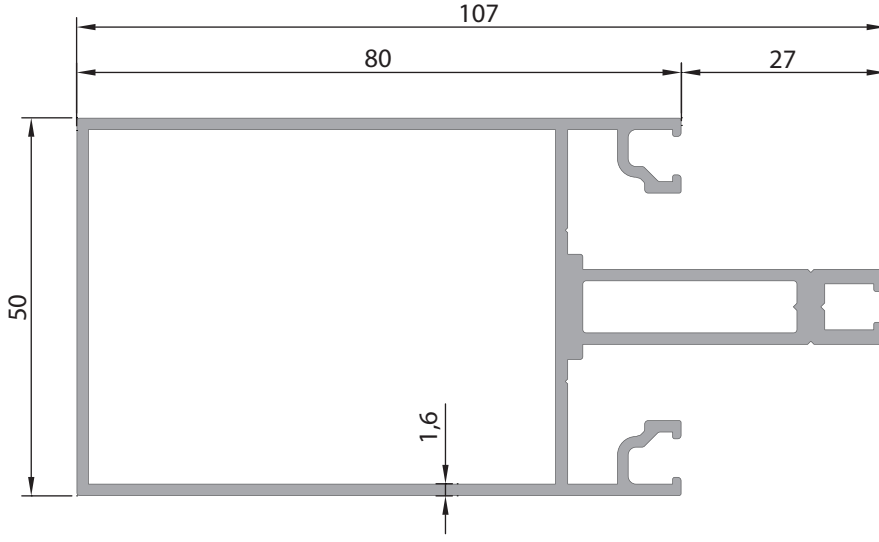
Ağırlık (Kg/mt.)  
**1,175 Kg/mt.****11156**

Cephe Profili (55 mm.)

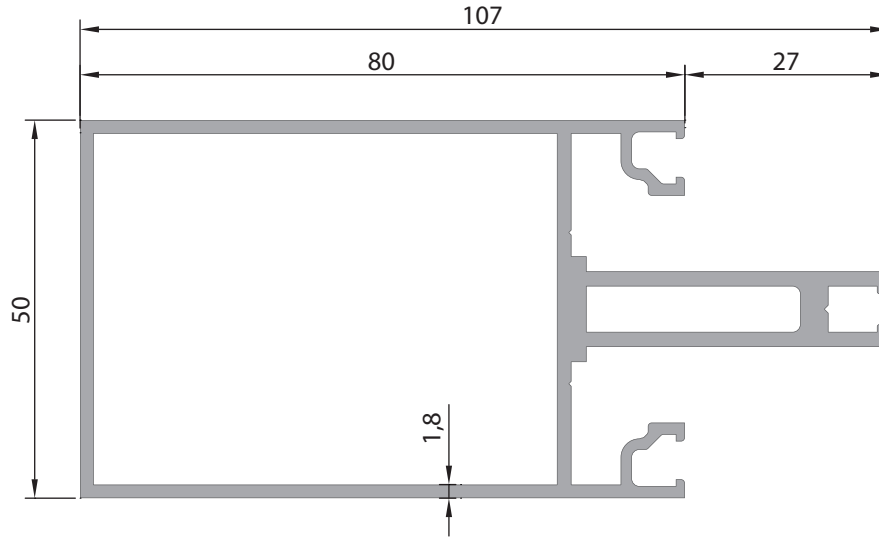
Ağırlık (Kg/mt.)  
**1,530 Kg/mt.****11161**

Cephe Profili (55 mm.)

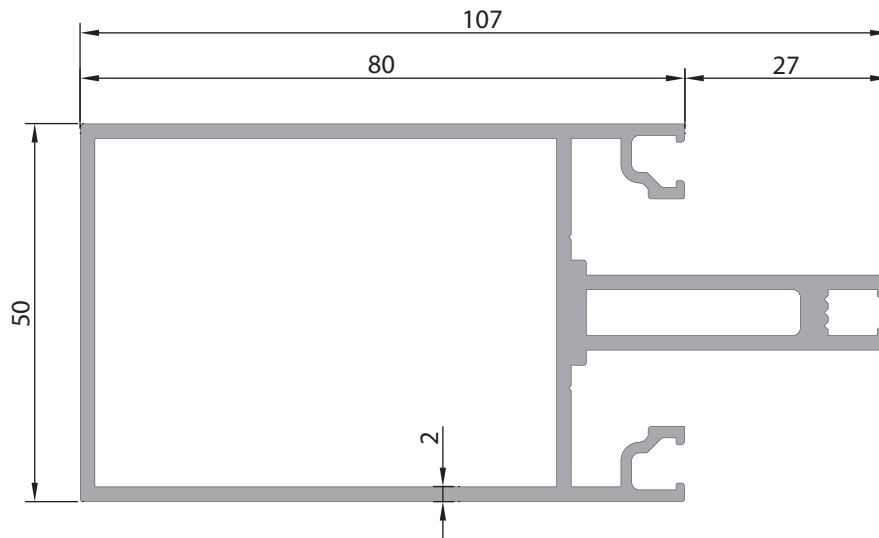
Ağırlık (Kg/mt.)  
**1,700 Kg/mt.**

**11157**

Cephe Profili (80 mm.)

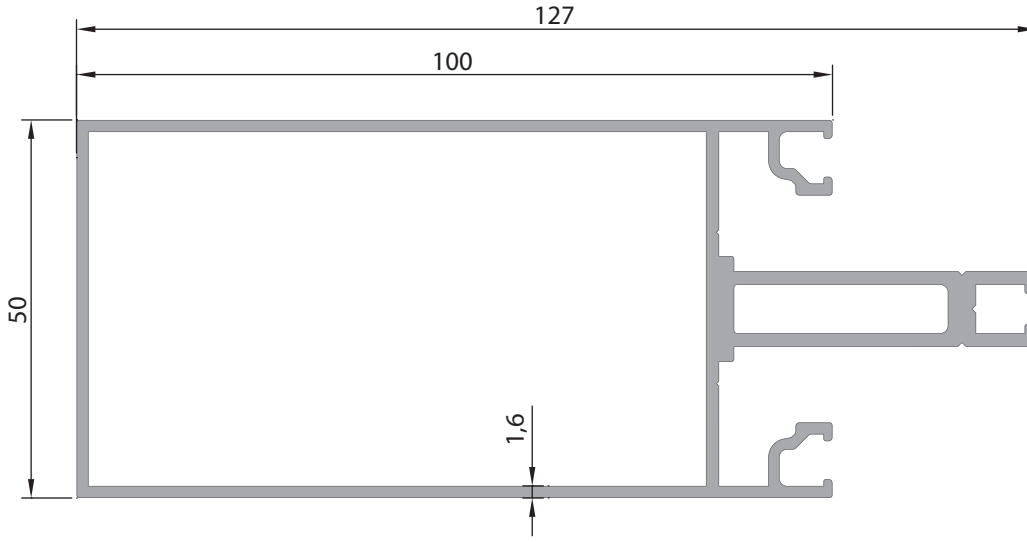
Ağırlık (Kg/mt.)  
**1,753 Kg/mt.****11160**

Cephe Profili (80 mm.)

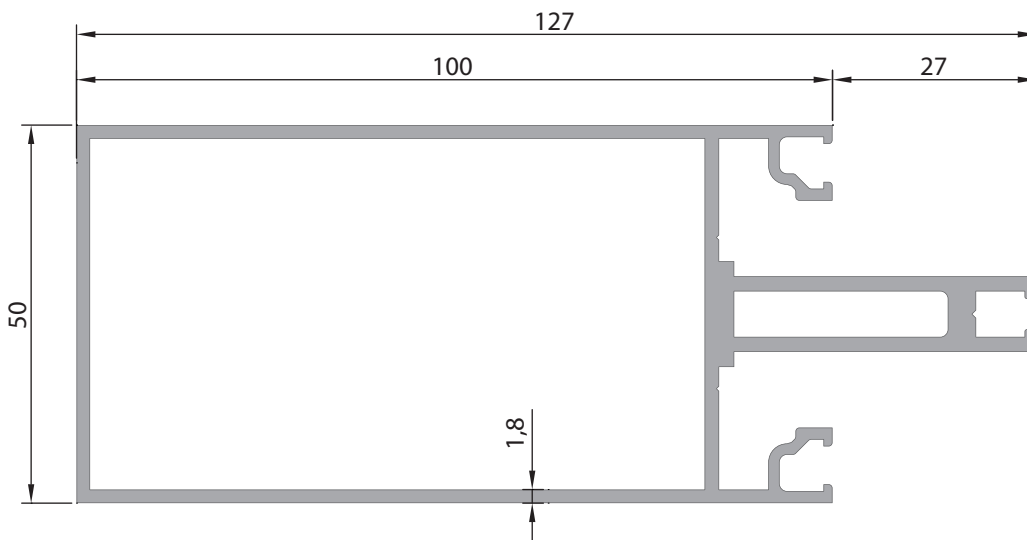
Ağırlık (Kg/mt.)  
**1,945 Kg/mt.****11173**

Cephe Profili (80 mm.)

Ağırlık (Kg/mt.)  
**2,050 Kg/mt.**

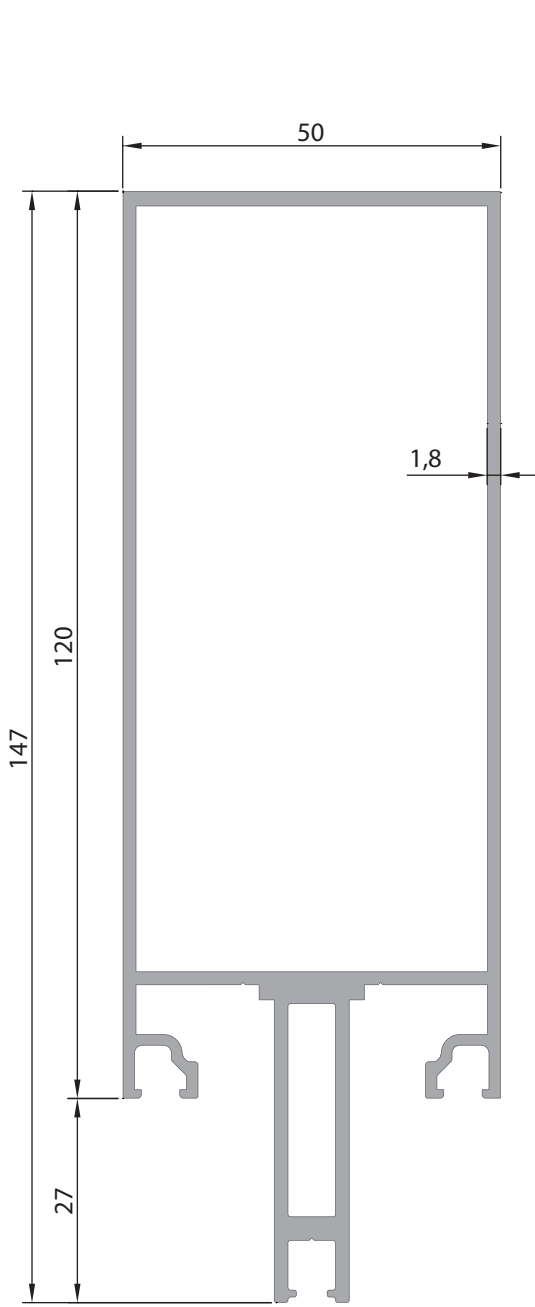
**11154**

Cephe Profili (100 mm.)

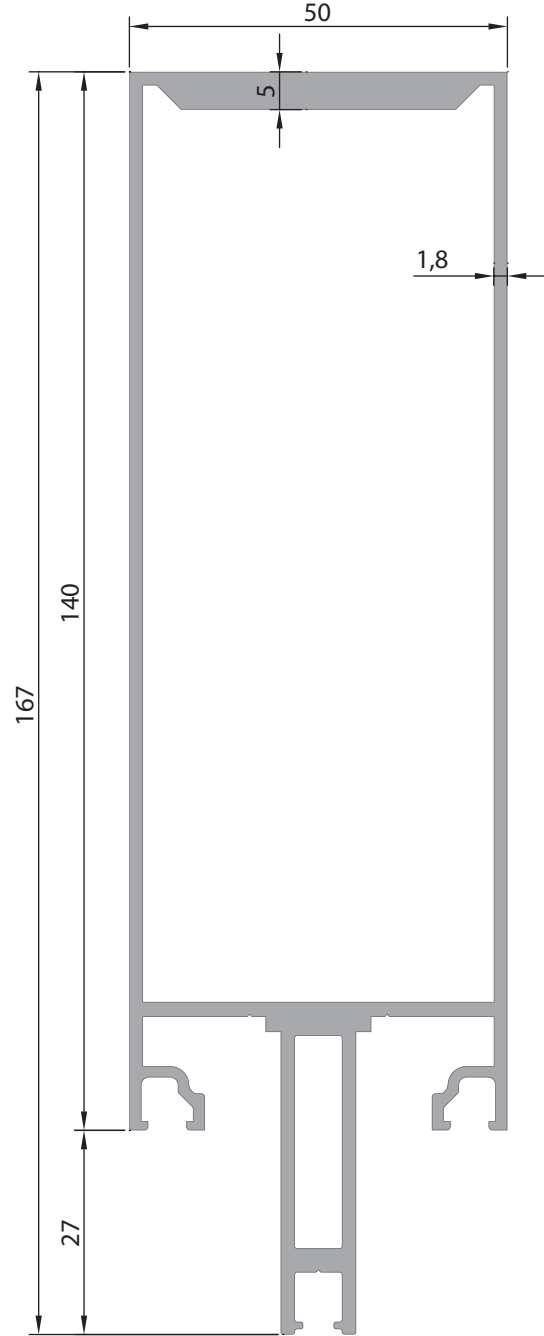
Ağırlık (Kg/mt.)  
**1,955 Kg/mt.****11159**

Cephe Profili (100 mm.)

Ağırlık (Kg/mt.)  
**2,140 Kg/mt.**

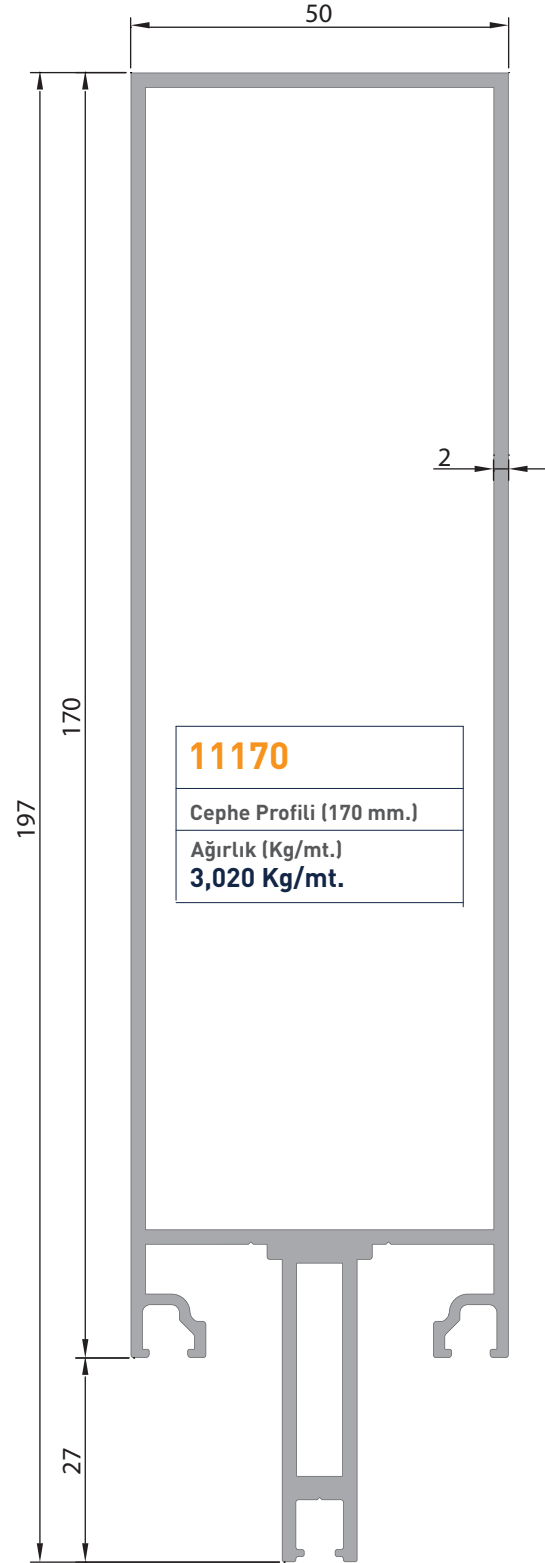
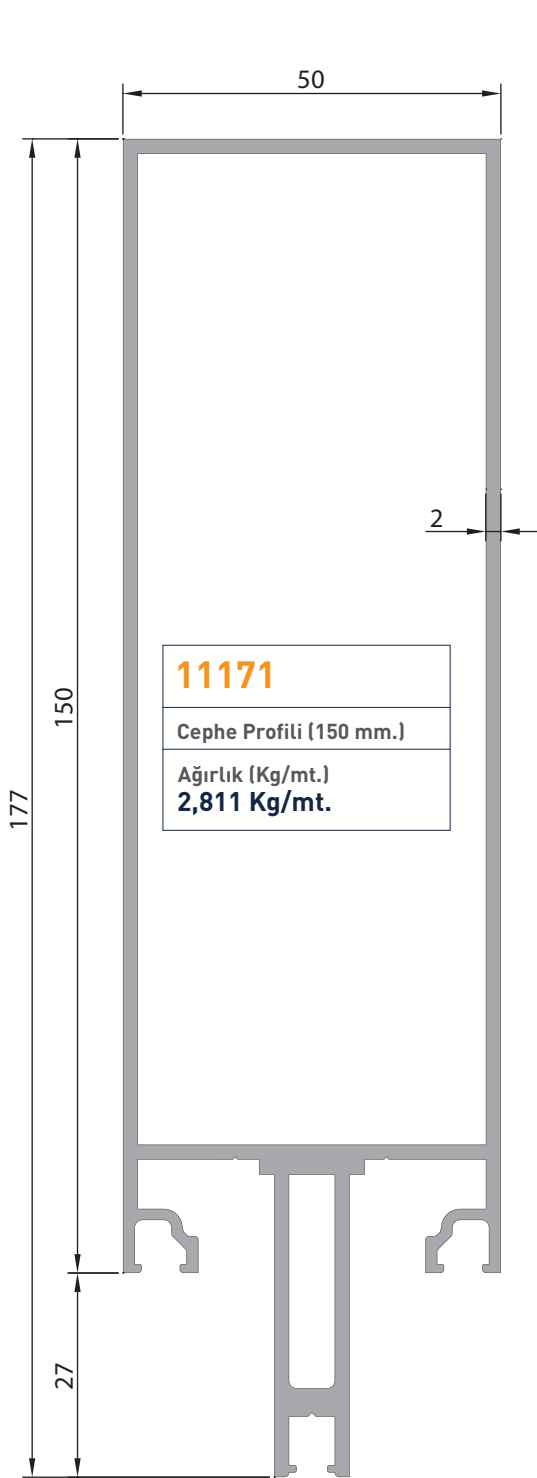
**701.35**


Cephe Profili (120 mm.)

Ağırlık (Kg/mt.)  
**2,325 Kg/mt.****11168**

Cephe Profili (140 mm.)

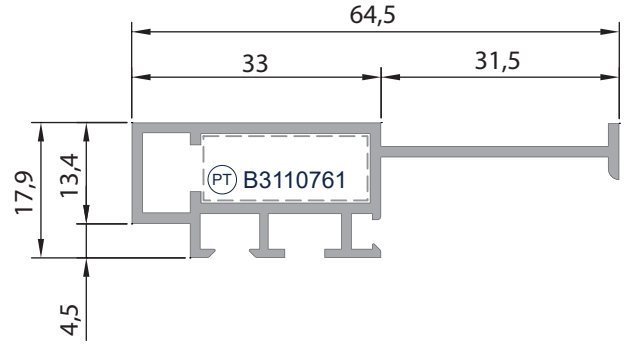
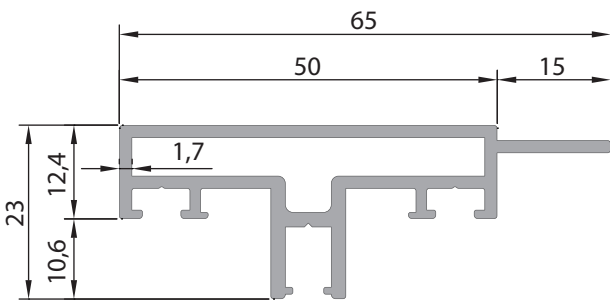
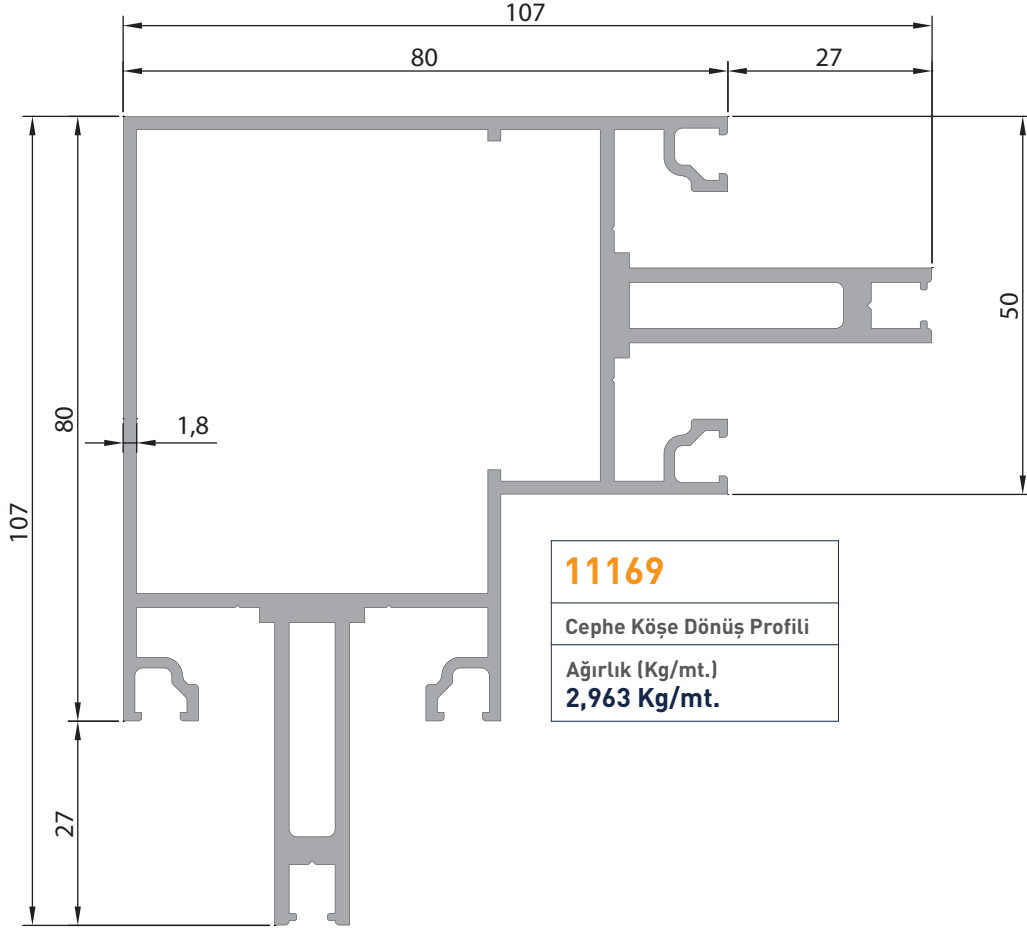
Ağırlık (Kg/mt.)  
**2,863 Kg/mt.**



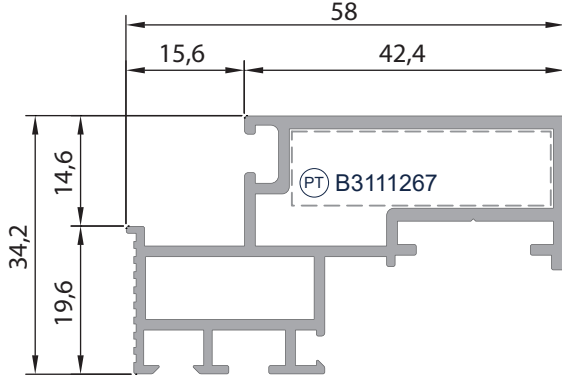
**11172**

Cephe Profili (200 mm.)

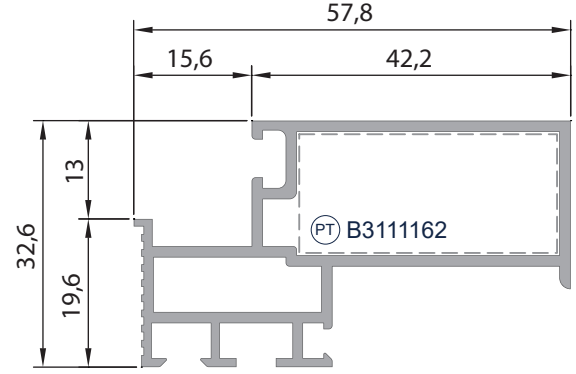
Ağırlık (Kg/mt.)  
**4,570 Kg/mt.**



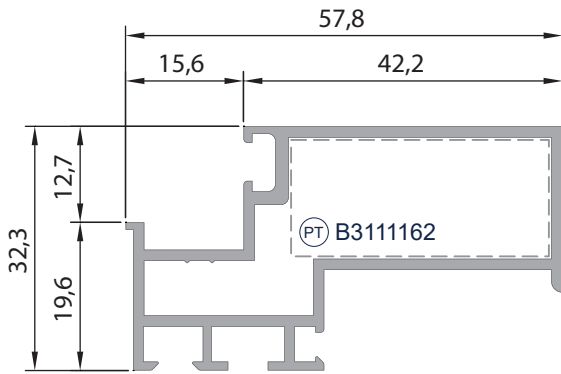


**11281**

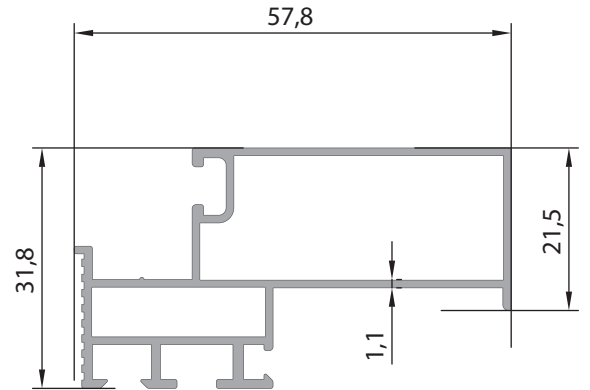
Kaset Profili

Ağırlık (Kg/mt.)  
**0,940 Kg/mt.****11167**

Kaset Profili

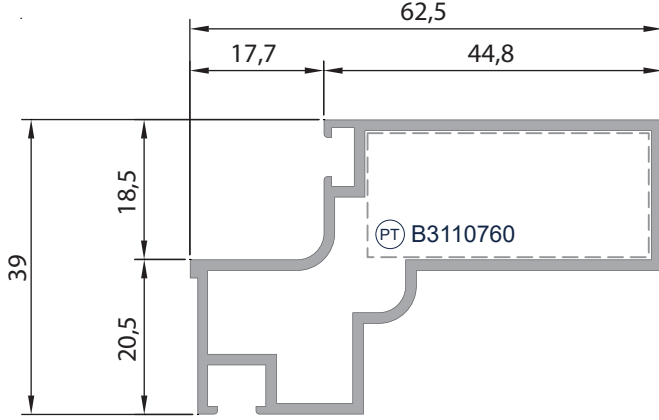
Ağırlık (Kg/mt.)  
**0,845 Kg/mt.****11162**

Kaset Profili

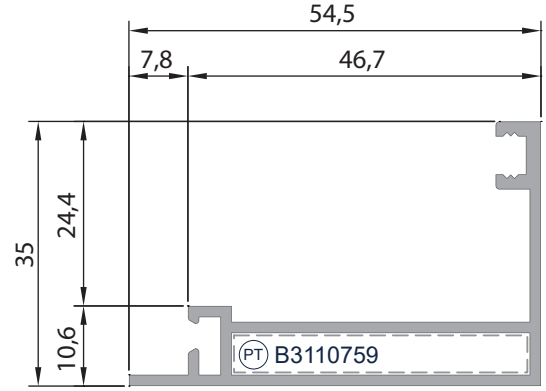
Ağırlık (Kg/mt.)  
**0,815 Kg/mt.****11164R**

Cephe Kaset Profili (Eko)

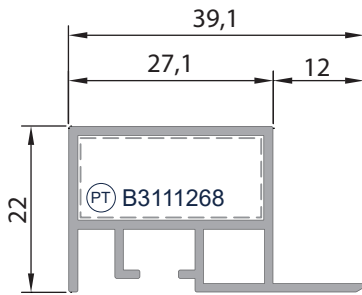
Ağırlık (Kg/mt.)  
**0,660 Kg/mt.**

**760**

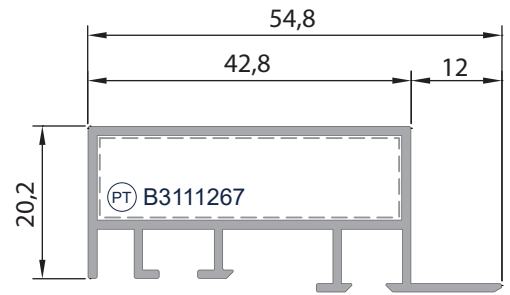
Gizli Kanat Profili

Ağırlık (Kg/mt.)  
**0,835 Kg/mt.****759**

Gizli Kanat Kasa Profili

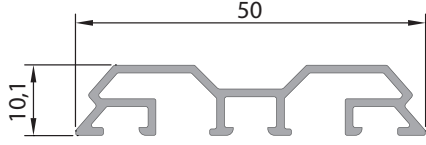
Ağırlık (Kg/mt.)  
**0,642 Kg/mt.****11268**

Tek Cam Kaset Profili

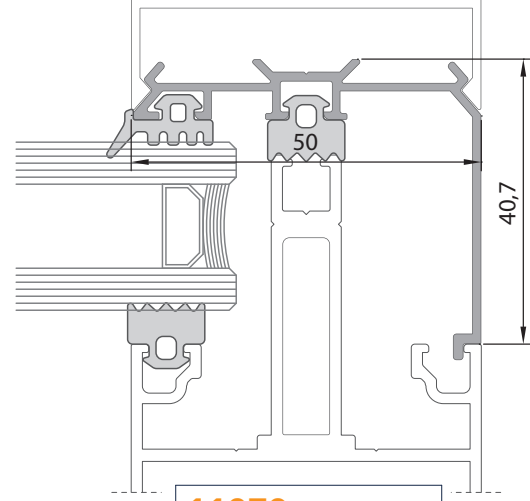
Ağırlık (Kg/mt.)  
**0,452 Kg/mt.****11267**

Tek Cam Kaset Profili

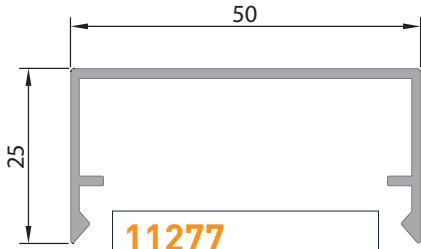
Ağırlık (Kg/mt.)  
**0,571 Kg/mt.**

**11274**

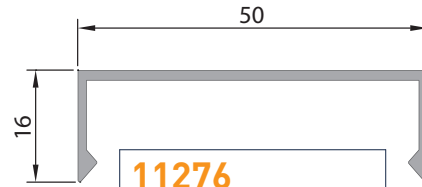
Kapak Altı Profili

Ağırlık (Kg/mt.)  
**0,365 Kg/mt.****11279**


Duvar Bitiş Kapak Altı Prof.

Ağırlık (Kg/mt.)  
**0,438 Kg/mt.****11277**

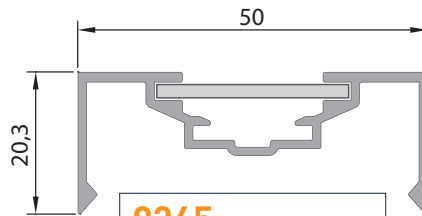
Kapak Profili

Ağırlık (Kg/mt.)  
**0,410 Kg/mt.****11276**

Kapak Profili

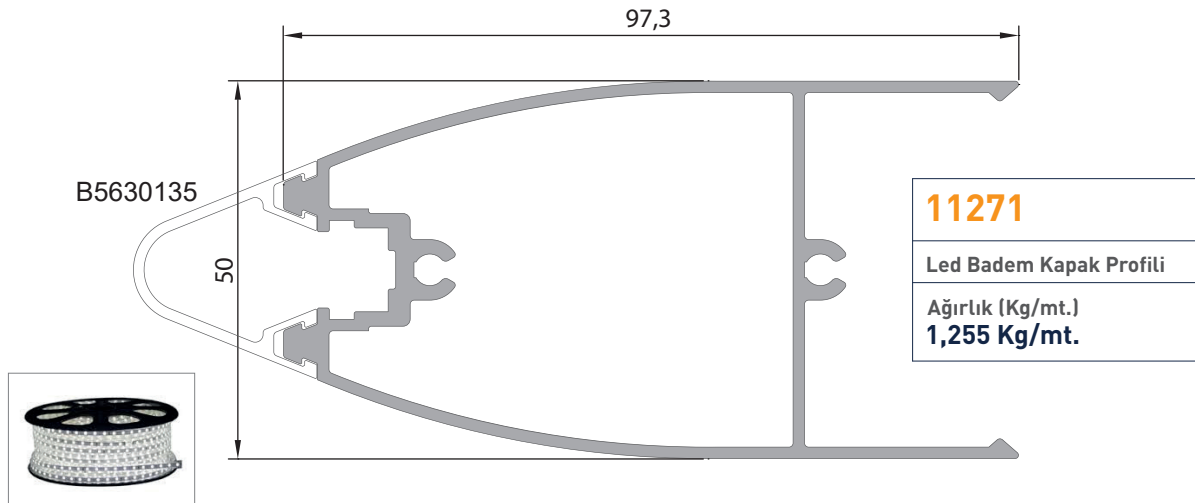
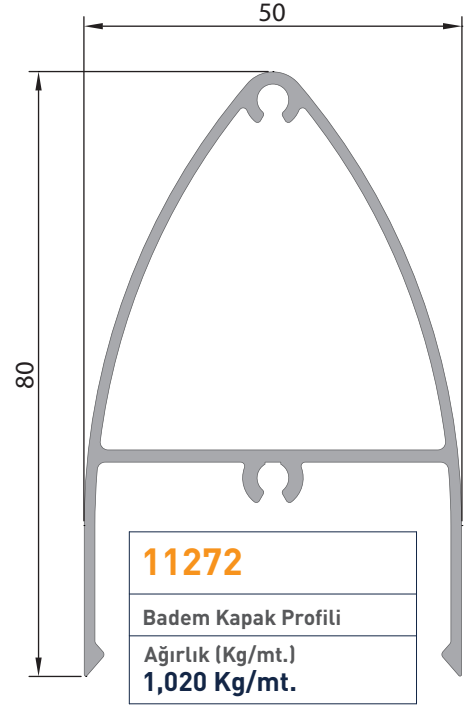
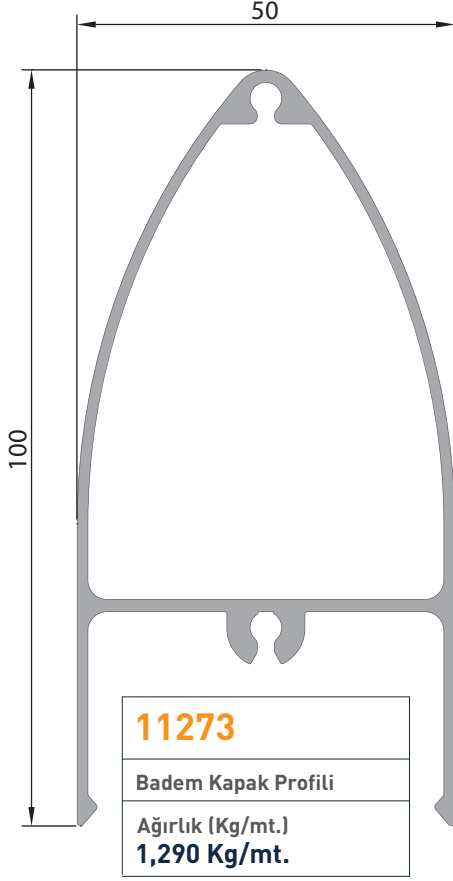
Ağırlık (Kg/mt.)  
**0,320 Kg/mt.****11275**

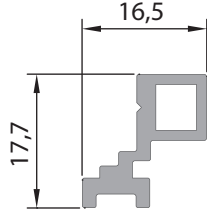
Kapak Profili

Ağırlık (Kg/mt.)  
**0,350 Kg/mt.****9265**

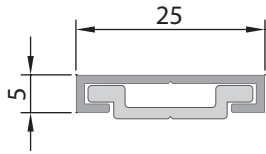
Led Kapak Profili

Ağırlık (Kg/mt.)  
**0,460 Kg/mt.**

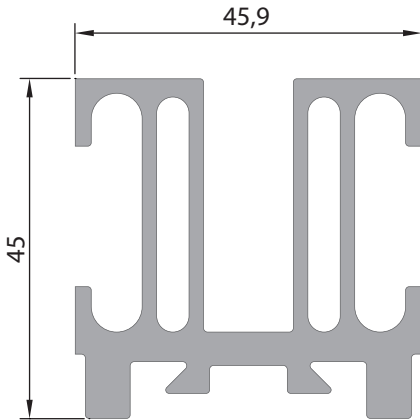


**11165**

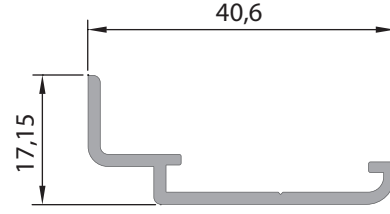
Tespit Profili

Ağırlık (Kg/mt.)  
**0,260 Kg/mt.****1714**

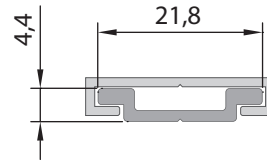
Tij Profili Dış

Ağırlık (Kg/mt.)  
**0,127 Kg/mt.****11163**

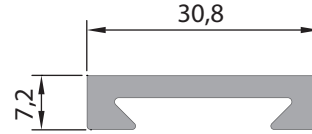
Yatay Bağlantı Takozu

Ağırlık (Kg/mt.)  
**1,955 Kg/mt.****11282**

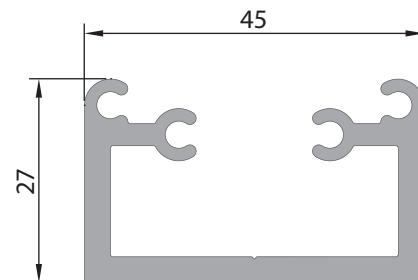
Tijli Kaset Adaptör Profili

Ağırlık (Kg/mt.)  
**0,280 Kg/mt.****1790**

Tij Profili İç

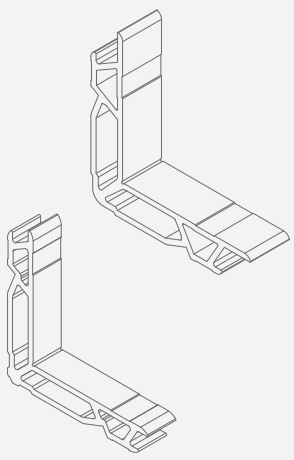
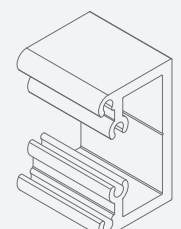
Ağırlık (Kg/mt.)  
**0,124 Kg/mt.****11164**

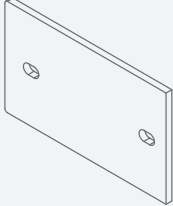
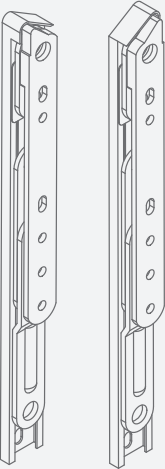
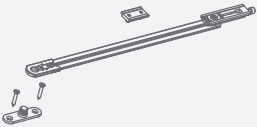
Kırlangıç Bağlantı


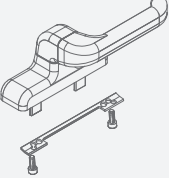
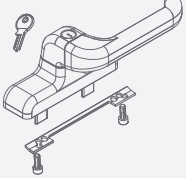
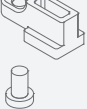
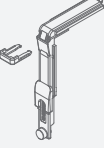






Ağırlık (Kg/mt.)  
**0,367 Kg/mt.****701.37**

Yatay Bağlantı Takozu



Ağırlık (Kg/mt.)  
**1,076 Kg/mt.**

















Aksesuarlar Accessories	Aksesuar Kodu Nr of Accessories	Malzeme Türü Material	Açıklama Description	Kullanıldığı Profil
	B3111162 PT	Alüminyum	Pres Köşe Bağlantı Takozu	11167, 11162
	B3111267 PT	Alüminyum	Pres Köşe Bağlantı Takozu	11281
	B3111267 PT	Alüminyum	Pres Köşe Bağlantı Takozu	11267
	B3111268 PT	Alüminyum	Pres Köşe Bağlantı Takozu	11268
	B3110759 PT	Alüminyum	Pres Köşe Bağlantı Takozu	759
	B3110760 PT	Alüminyum	Pres Köşe Bağlantı Takozu	760
	B3110761 PT	Alüminyum	Pres Köşe Bağlantı Takozu	761
	B3111161 DB	Alüminyum	Yatay Bağlantı Takozu (35,7 mm.)	11156, 11161
	B3111160 DB	Alüminyum	Yatay Bağlantı Takozu (60,6 mm.)	11160, 11173
	B3111159 DB	Alüminyum	Yatay Bağlantı Takozu (81 mm.)	11154, 11159
	B3170135 DB	Alüminyum	Yatay Bağlantı Takozu (100 mm.)	701.35
	B3111168 DB	Alüminyum	Yatay Bağlantı Takozu (117 mm.)	11168
	B3111171 DB	Alüminyum	Yatay Bağlantı Takozu (130 mm.)	11171
	B3111170 DB	Alüminyum	Yatay Bağlantı Takozu (150 mm.)	11170
	B3111172 DB	Alüminyum	Yatay Bağlantı Takozu (171 mm.)	11172

Aksesuarlar Accessories	Aksesuar Kodu Nr of Accessories	Malzeme Türü Material	Açıklama Description	Kullanıldığı Profil
	<b>B8110001</b> <small>(PT)</small>	<b>PVC</b>	Yatay Kayıt Contası	<b>11156, 11161</b>
	<b>B8110002</b> <small>(PT)</small>	<b>PVC</b>	Yatay Kayıt Contası	<b>11160, 11173</b>
	<b>B8110006</b> <small>(PT)</small>	<b>PVC</b>	Yatay Kayıt Contası	<b>11154, 11159</b>
	<b>B8110007</b> <small>(PT)</small>	<b>PVC</b>	Yatay Kayıt Contası	<b>701.35</b>
	<b>B8110004</b> <small>(PT)</small>	<b>PVC</b>	Yatay Kayıt Contası	<b>11168</b>
	<b>B8110003</b> <small>(PT)</small>	<b>PVC</b>	Yatay Kayıt Contası	<b>11171</b>
	<b>B8110008</b> <small>(PT)</small>	<b>PVC</b>	Yatay Kayıt Contası	<b>11170</b>
	<b>B8111172</b> <small>(PT)</small>	<b>PVC</b>	Yatay Kayıt Contası	<b>11172</b>
	<b>B7718534</b>	<b>Paslanmaz</b>	10" Cephe Makası	<b>Tüm Kanatlar</b>
	<b>B7718535</b>	<b>Paslanmaz</b>	12" Cephe Makası	<b>Tüm Kanatlar</b>
	<b>B7718536</b>	<b>Paslanmaz</b>	14" Cephe Makası	<b>Tüm Kanatlar</b>
	<b>B7718537</b>	<b>Paslanmaz</b>	16" Cephe Makası	<b>Tüm Kanatlar</b>
	<b>B7718538</b>	<b>Paslanmaz</b>	18" Cephe Makası	<b>Tüm Kanatlar</b>
	<b>B7718539</b>	<b>Paslanmaz</b>	20" Cephe Makası	<b>Tüm Kanatlar</b>
	<b>B7718540</b>	<b>Paslanmaz</b>	22" Cephe Makası	<b>Tüm Kanatlar</b>
	<b>B7718541</b>	<b>Paslanmaz</b>	24" Cephe Makası	<b>Tüm Kanatlar</b>
	<b>B7718348</b>	<b>Paslanmaz</b>	26" Cephe Makası	<b>Tüm Kanatlar</b>
	<b>B7718542</b>	<b>Paslanmaz</b>	28" Cephe Makası	<b>Tüm Kanatlar</b>
	<b>B7612036</b>	<b>Alüminyum Polyamid</b>	Limitleme Makası (300 mm.)	<b>Tüm Kanatlar</b>
	<b>B7612037</b>	<b>Alüminyum Polyamid</b>	Limitleme Makası (140 mm.)	<b>Tüm Kanatlar</b>

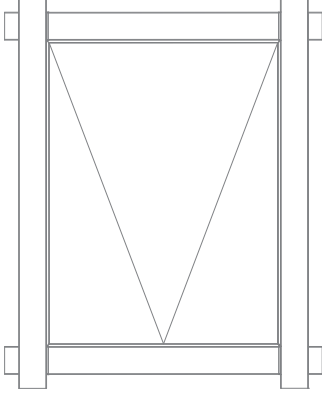
Aksesuarlar Accessories	Aksesuar Kodu Nr of Accessories	Malzeme Türü Material	Açıklama Description	Kullanıldığı Profil -----
	B7410111	Alüminyum	Kıvrık Kol	11162, 11167 760
	B7415007	Alüminyum	Giesse Kıvrık Kol	11281
	B7415008	Alüminyum	Giesse Anahtarlı Kıvrık Kol	11281
	B7512262	PVC	Tij Bağlantı Aparatı	11281
	B7514019	Zamak	Köşe Dönüş Aparatı	11281
	B7511374	Polyamid	Üst Kilitleme Parçası	11281
	B7510102	Zamak	Ayarlı Pim	Tüm Kanatlar
	B7510101	Çelik	İspanyolet Pim	Tüm Kanatlar
	B7510083	Zamak	Ayarlı Karşılık	Tüm Kanatlar
	B7210008	Zamak	Sabit Karşılık	Tüm Kanatlar
	B2810039	Polyamid	Polyamide Tij (200 mt)	11281










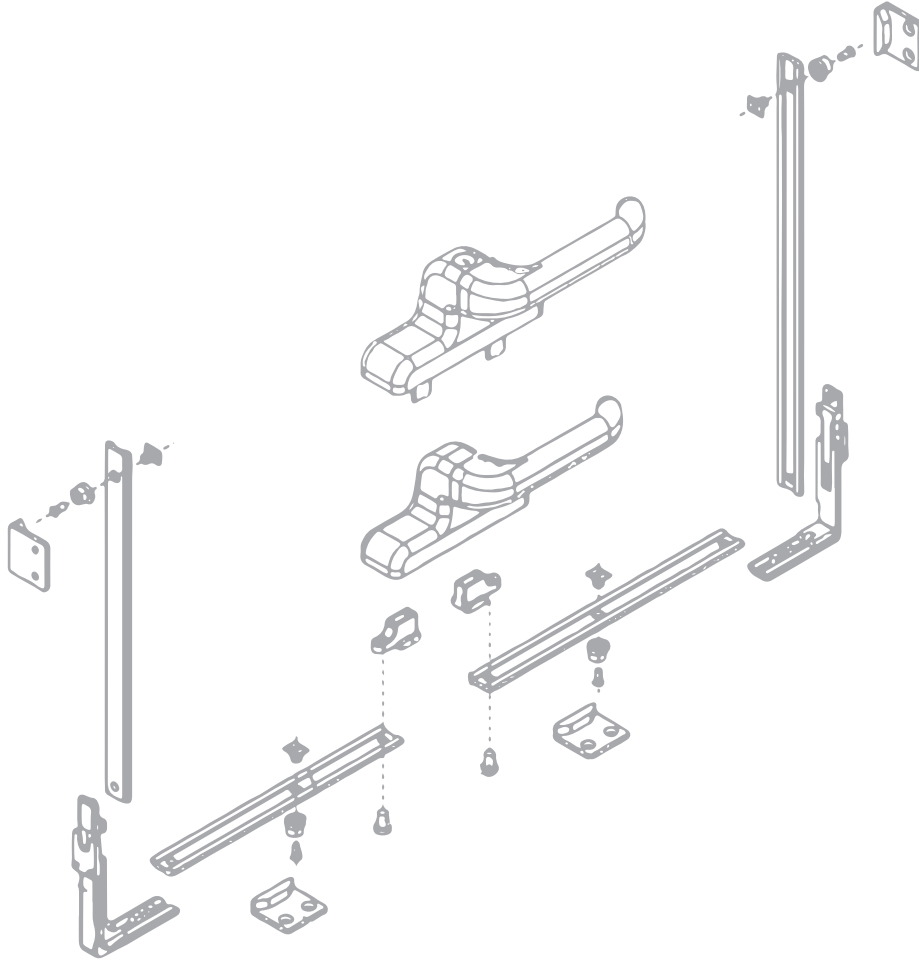
Aksesuarlar Accessories	Aksesuar Kodu Nr of Accessories	Malzeme Türü Material	Açıklama Description	Kullanıldığı Profil -----
	B5630135	PVC	Led Aydınlatma Kapağı (3 mt)	11271
	B2610042	PVC	Gizli Kanat Destek Plastiği (3 mt)	760
	B2610025	PVC	Kaset Destek Takozu	11162, 11167
	B-----	PVC	Kaset Destek Takozu	11281
	B3510002		80'lık "U" Ankraj	
	B3510003		100'lık "U" Ankraj	
	B3510005		120'lık "U" Ankraj	
	B3510008		140'lık "U" Ankraj	
	B3510004		200'lık "U" Ankraj	
	B3510001		65x80 "L" Ankraj	
	B3510011		65x100 "L" Ankraj	
	B3510006		120'lık "L" Ankraj	
	B3510007		140'lık "L" Ankraj	

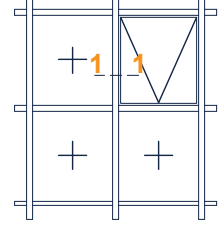
Aksesuarlar Accessories	Aksesuar Kodu Nr of Accessories	Malzeme Türü Material	Açıklama Description	Koli Miktarı
	B4510010	EPDM	3 mm. Cephe Fiteli	218 mt. 
	B4510009	EPDM	5 mm. Cephe Fiteli	143 mt. 
	B4510014	EPDM	Kapak Altı Fiteli	169 mt. 
	B4510011	EPDM	Orta Fitel	89 mt. 
	B4510013	EPDM	Kaset Hortum Fitel	270 mt. 
	B4510012	EPDM	Kaset Fiteli	170 mt. 
	B4520046	EPDM	Gizli Kanat Kasa Fiteli	50 mt. 
	B4520047	EPDM	Gizli Kanat Kasa Fiteli	300 mt. 

## 11281 Nolu Kaset Kilit Detayı

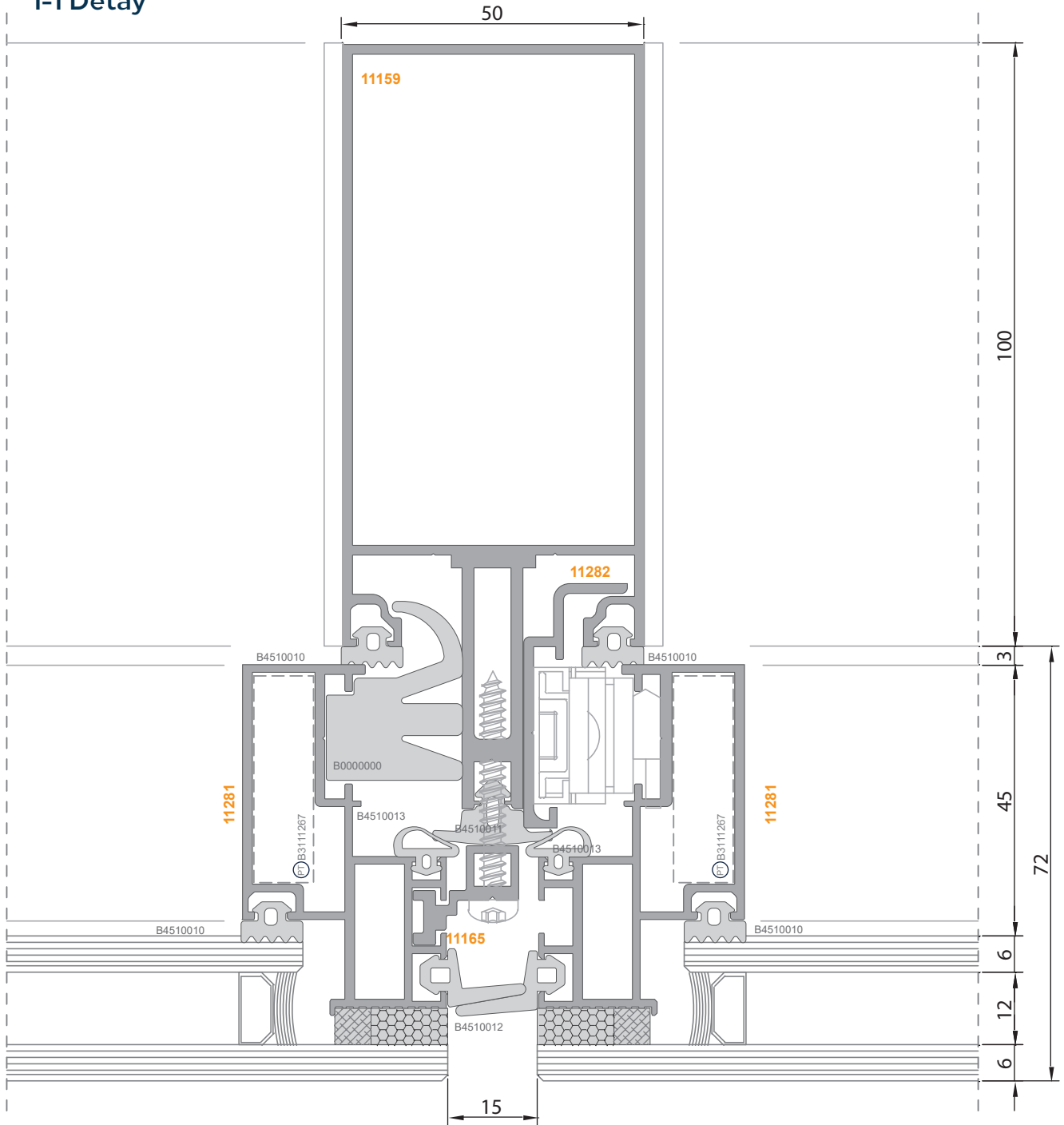


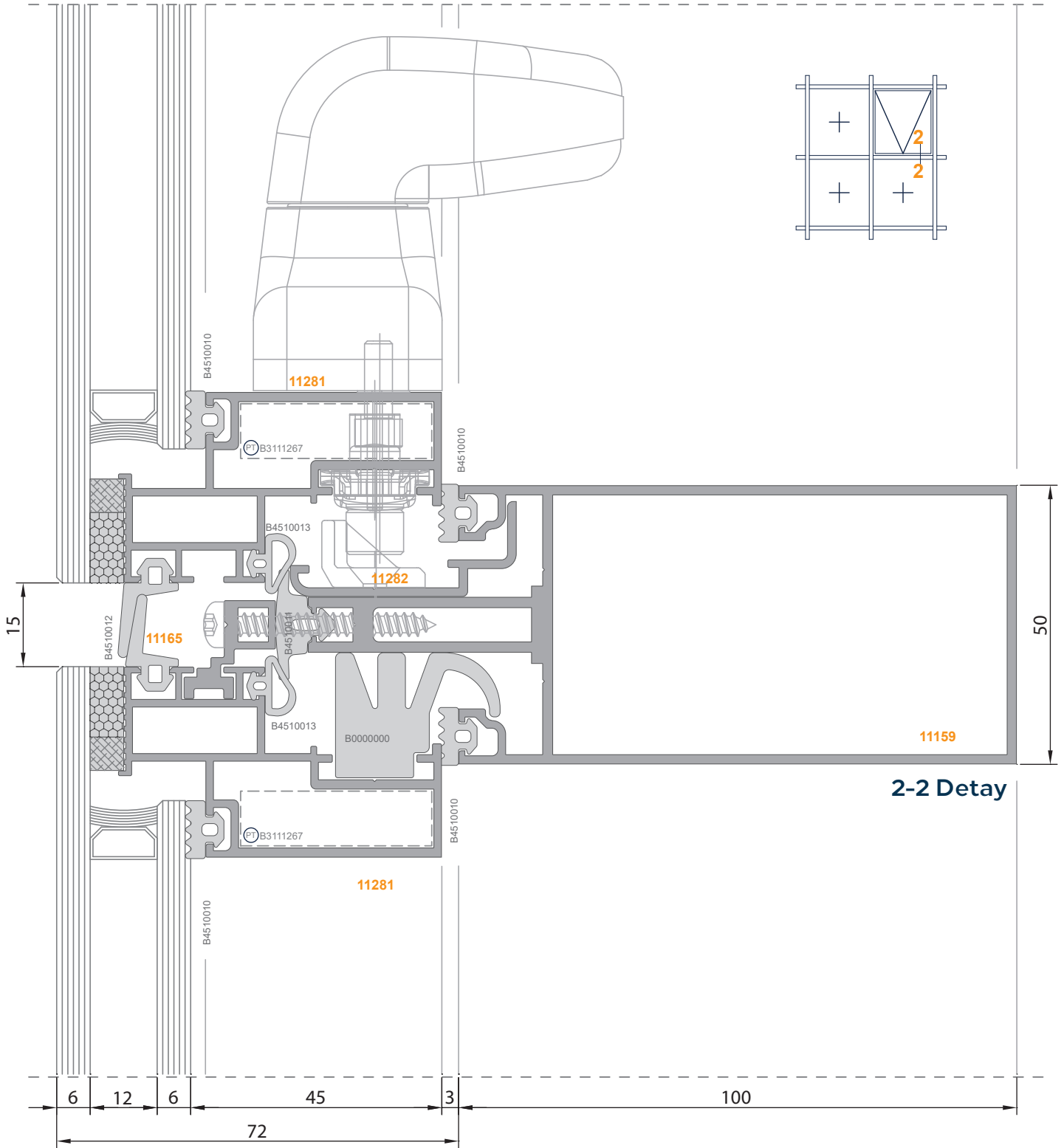
	<b>B7415007</b> Kıvrık Kol Euro Offset Handle	1 Ad. 1 Pcs.		<b>B7511374</b> Üst Kilitleme Parçası Extra Lock	2 Ad. 2 Pcs.
	<b>B7415008</b> Anahtarlı Kıvrık Kol Euro Key Offset Handle			<b>B7514030</b> Ayarlı Pim Futura Fixed Pawl	4 Ad. 4 Pcs.
	<b>B7512262</b> Tij Bağlantı Aparatı Connecting Block	2 Ad. 2 Pcs.		<b>B7511213</b> Pim Karşılık Fixed Striker	4 Ad. 4 Pcs.
	<b>B7514019</b> Köşe Dönüş Aparatı Corner Drives	2 Ad. 2 Pcs.			

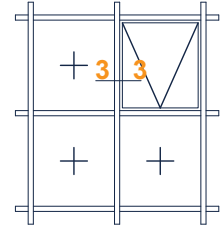




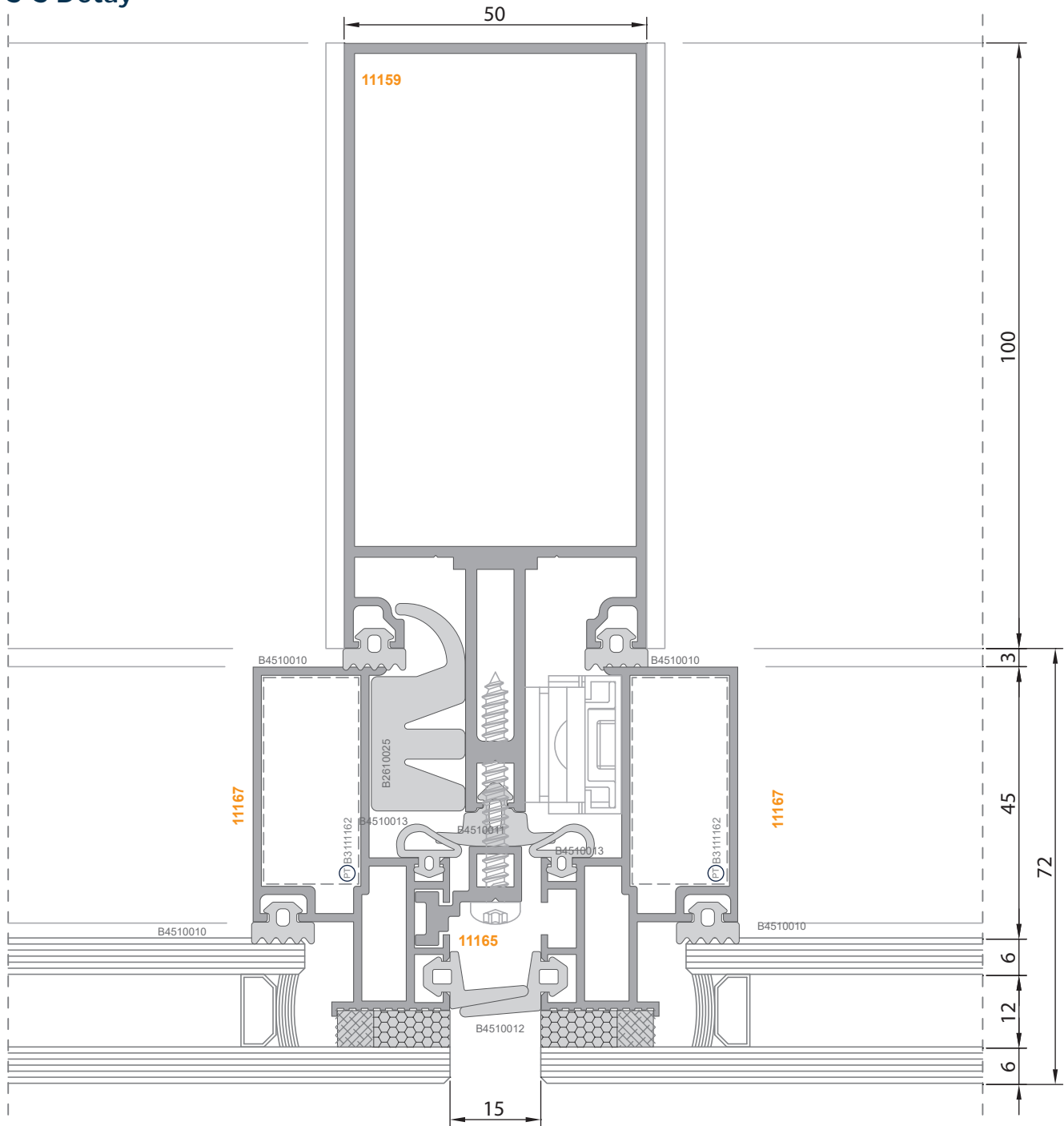
1-1 Detay

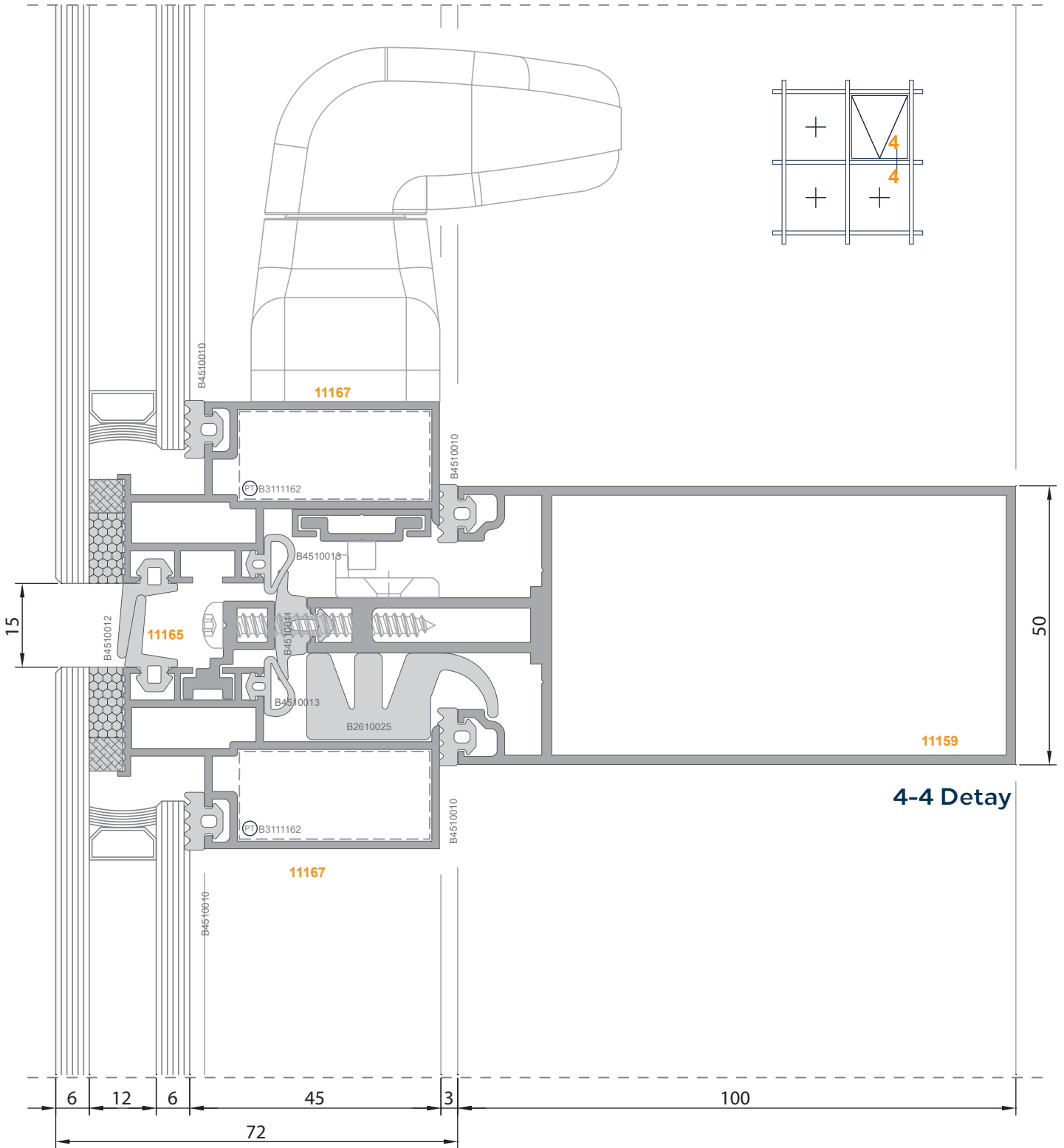


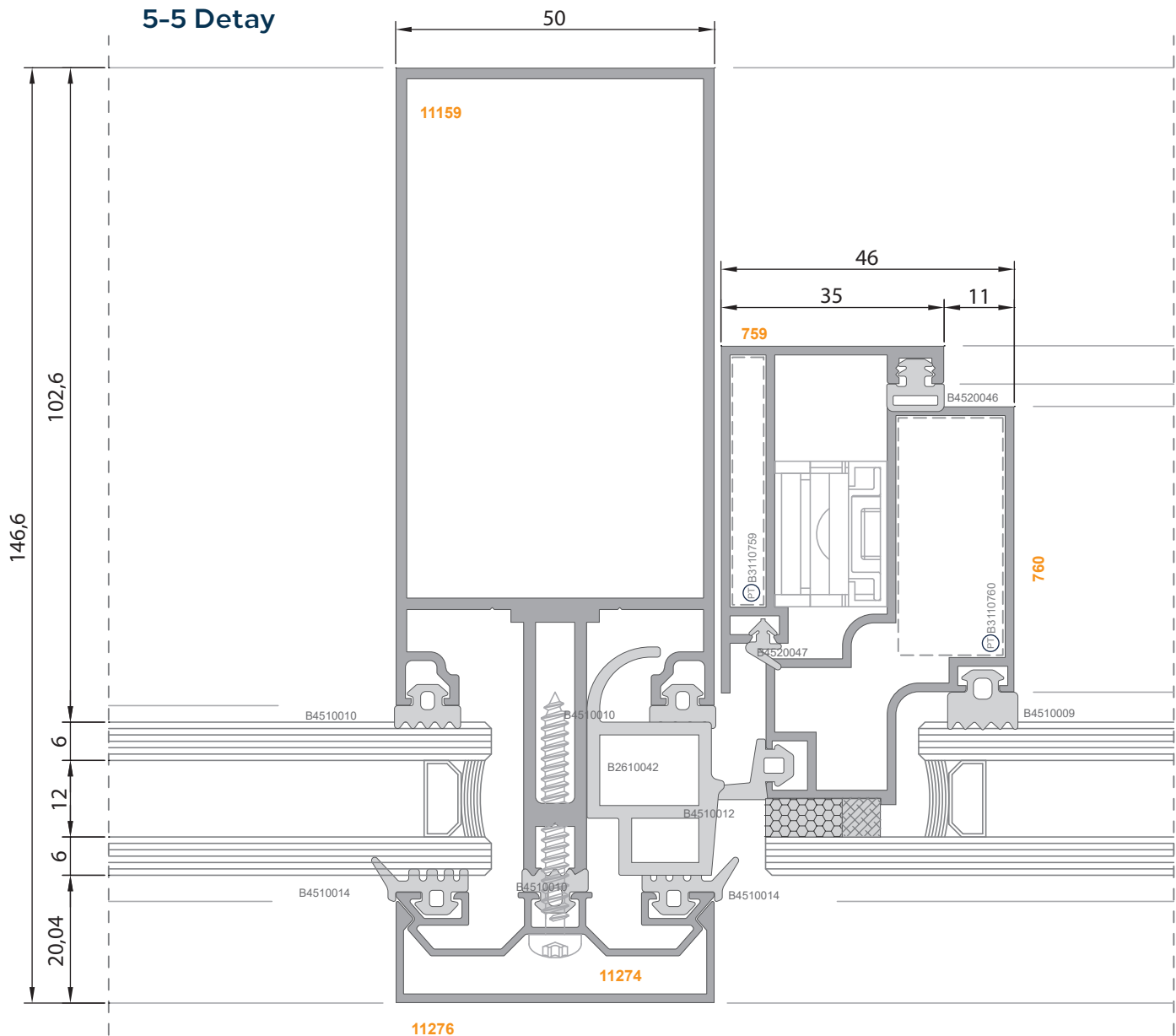
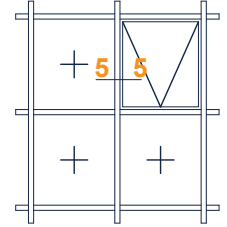




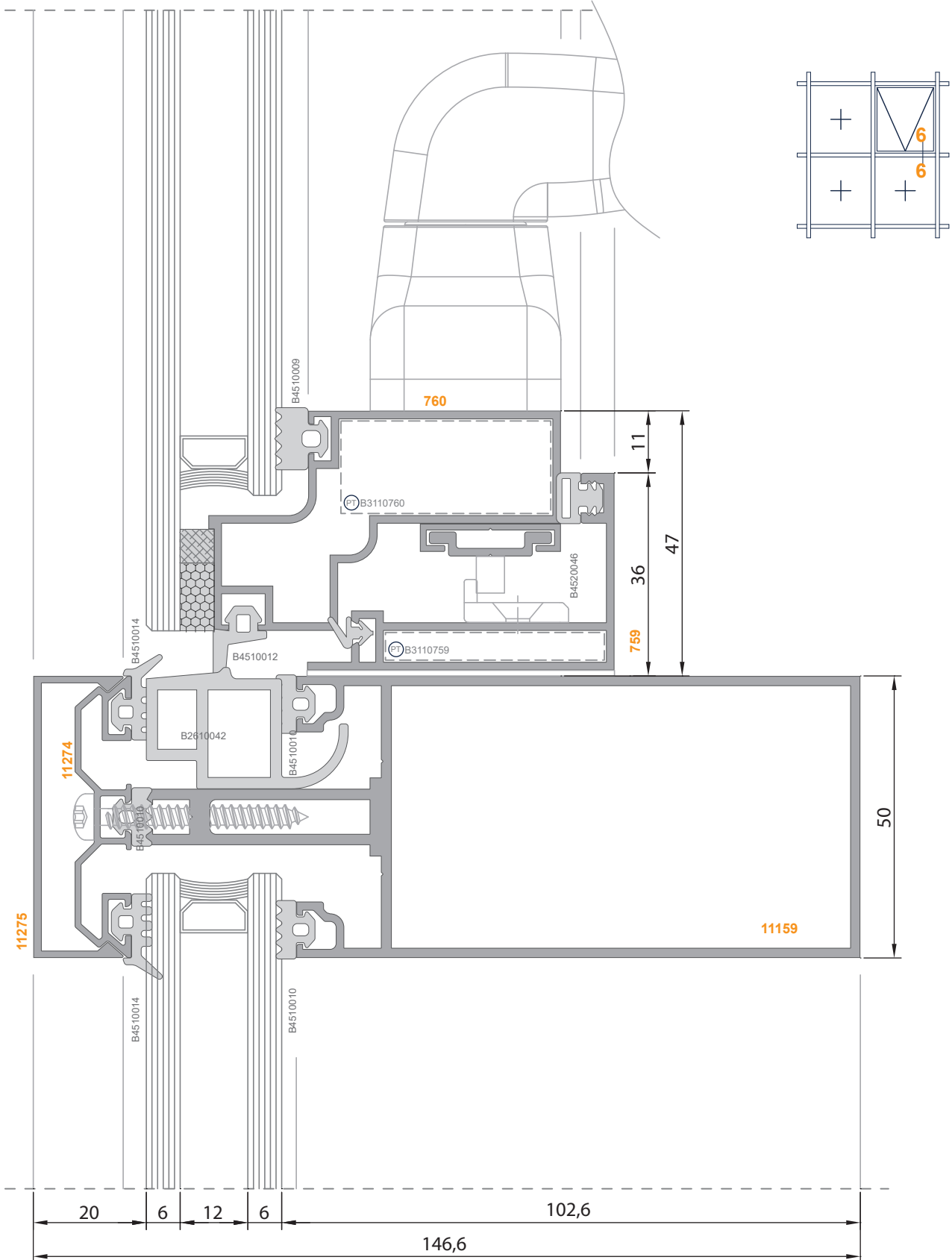
## 3-3 Detay



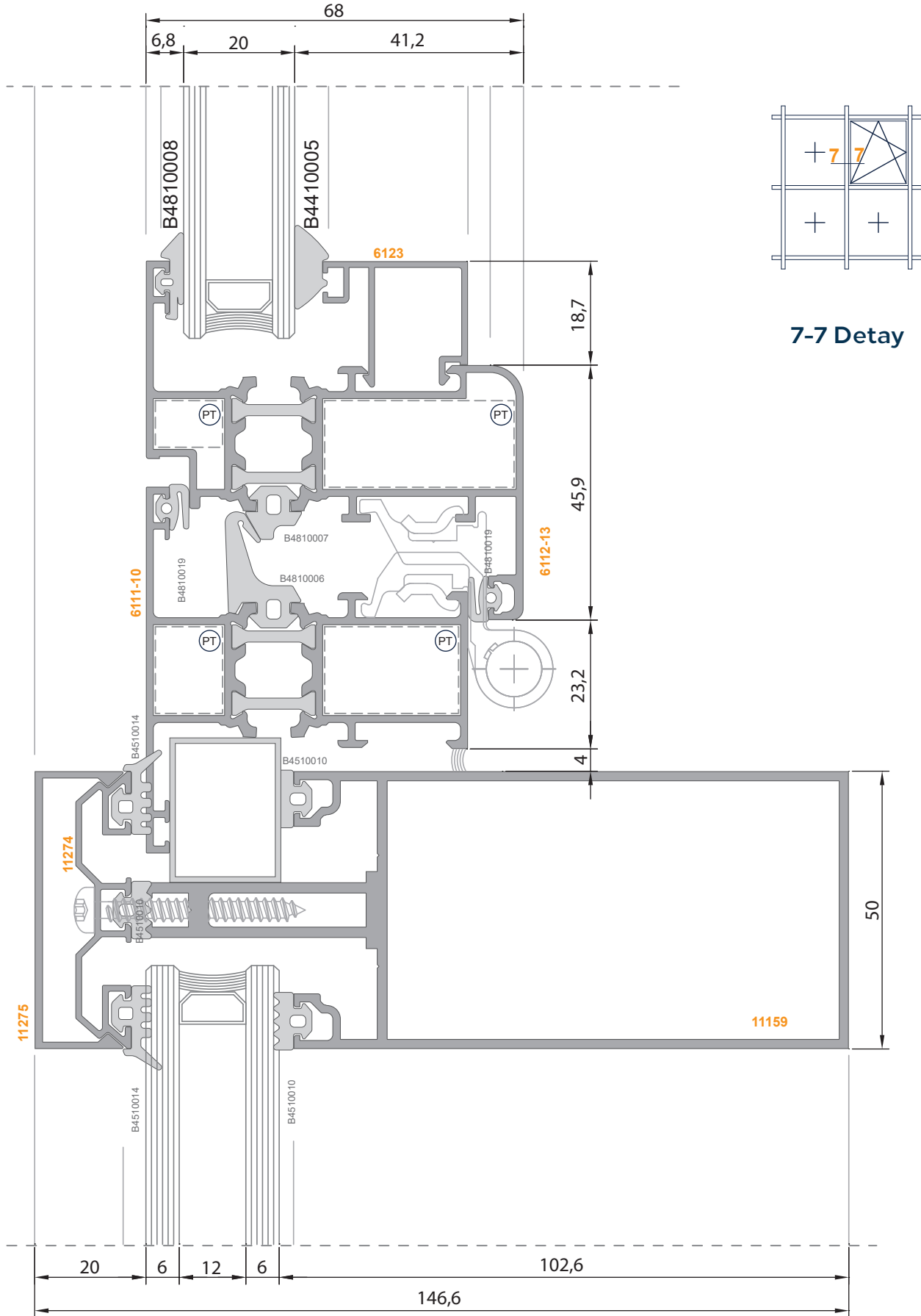


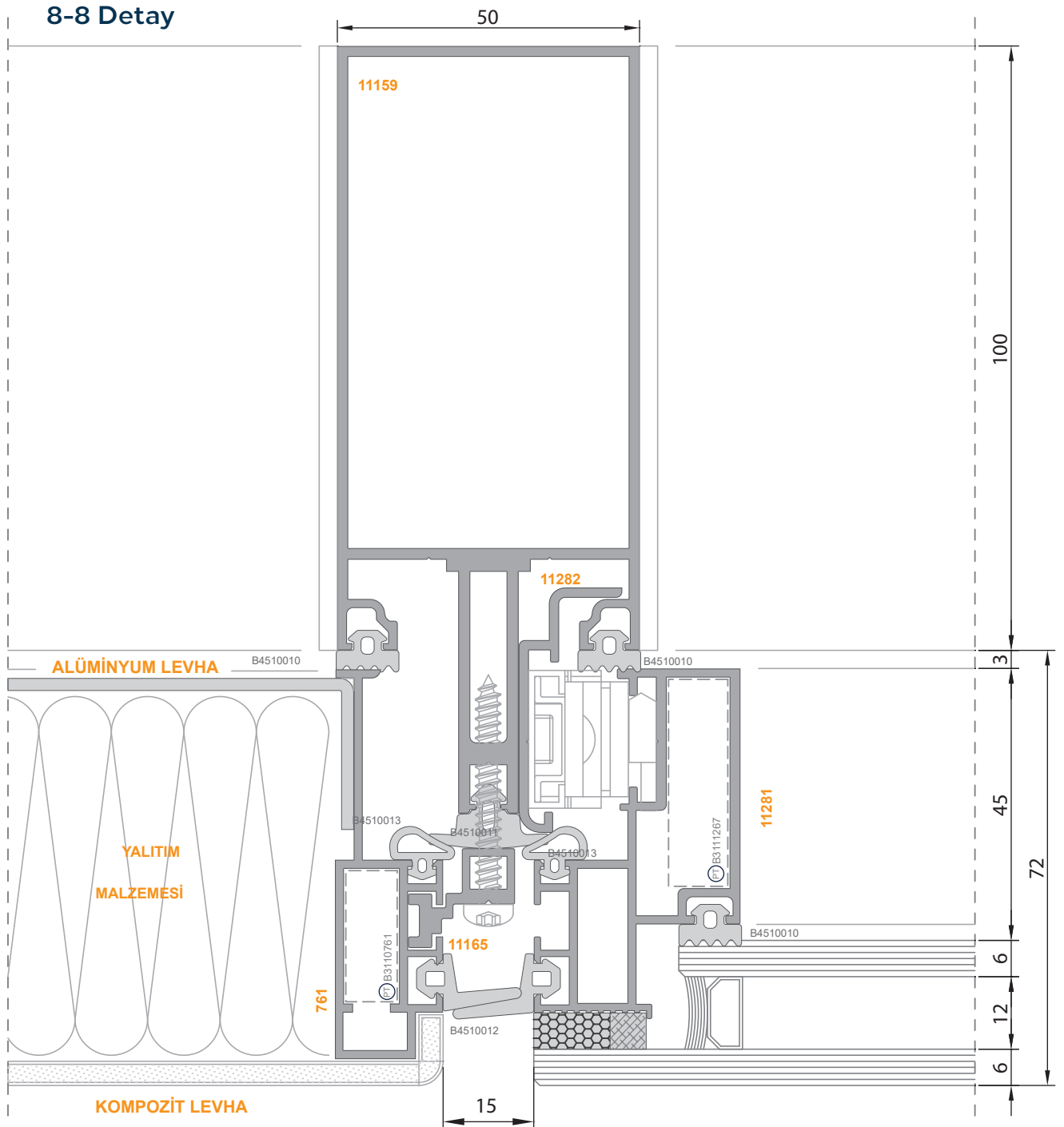
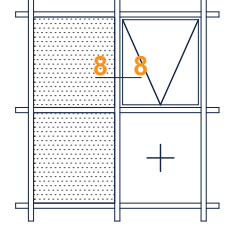


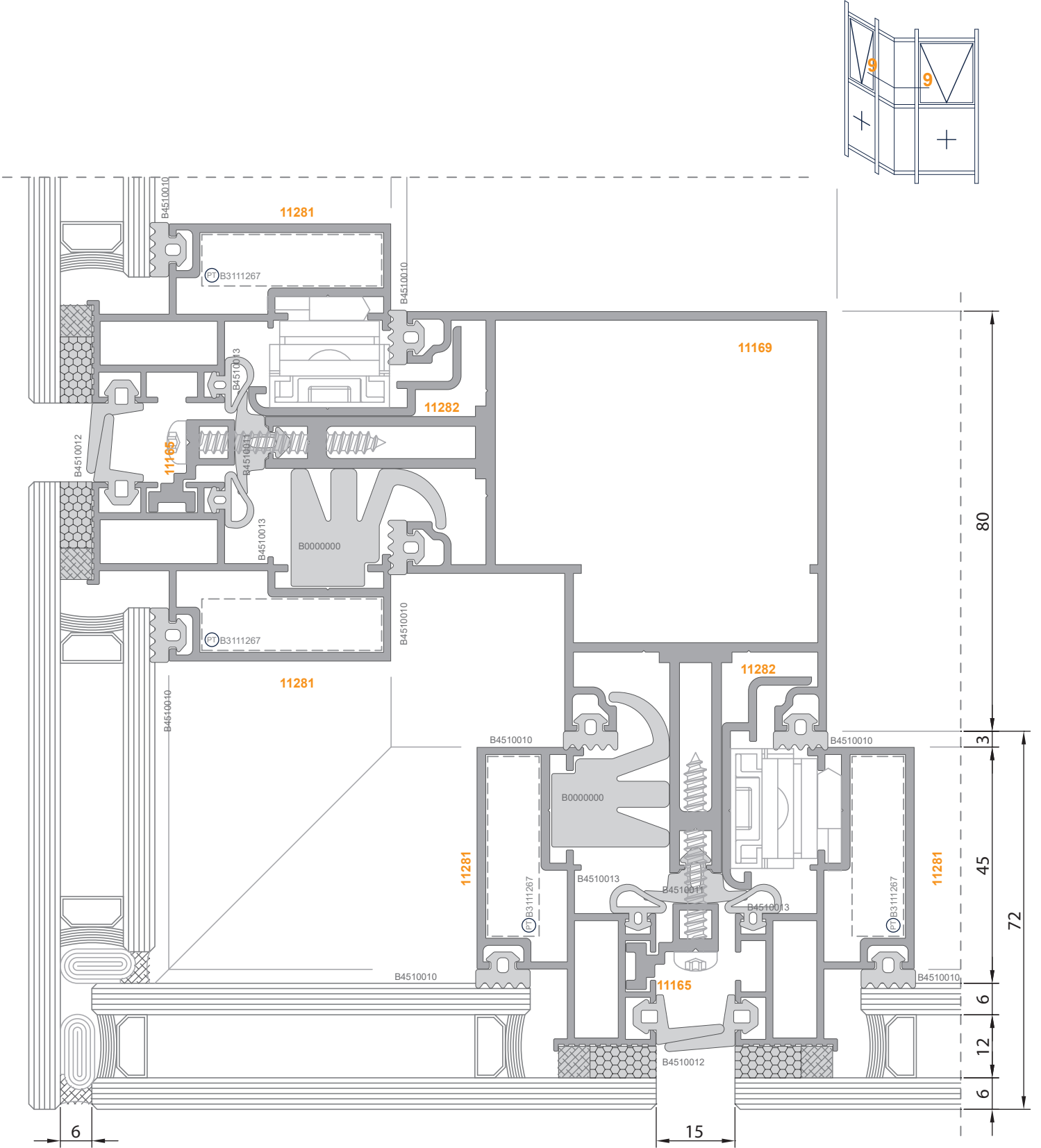
## 6-6 Detay



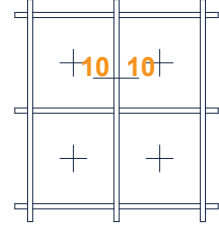




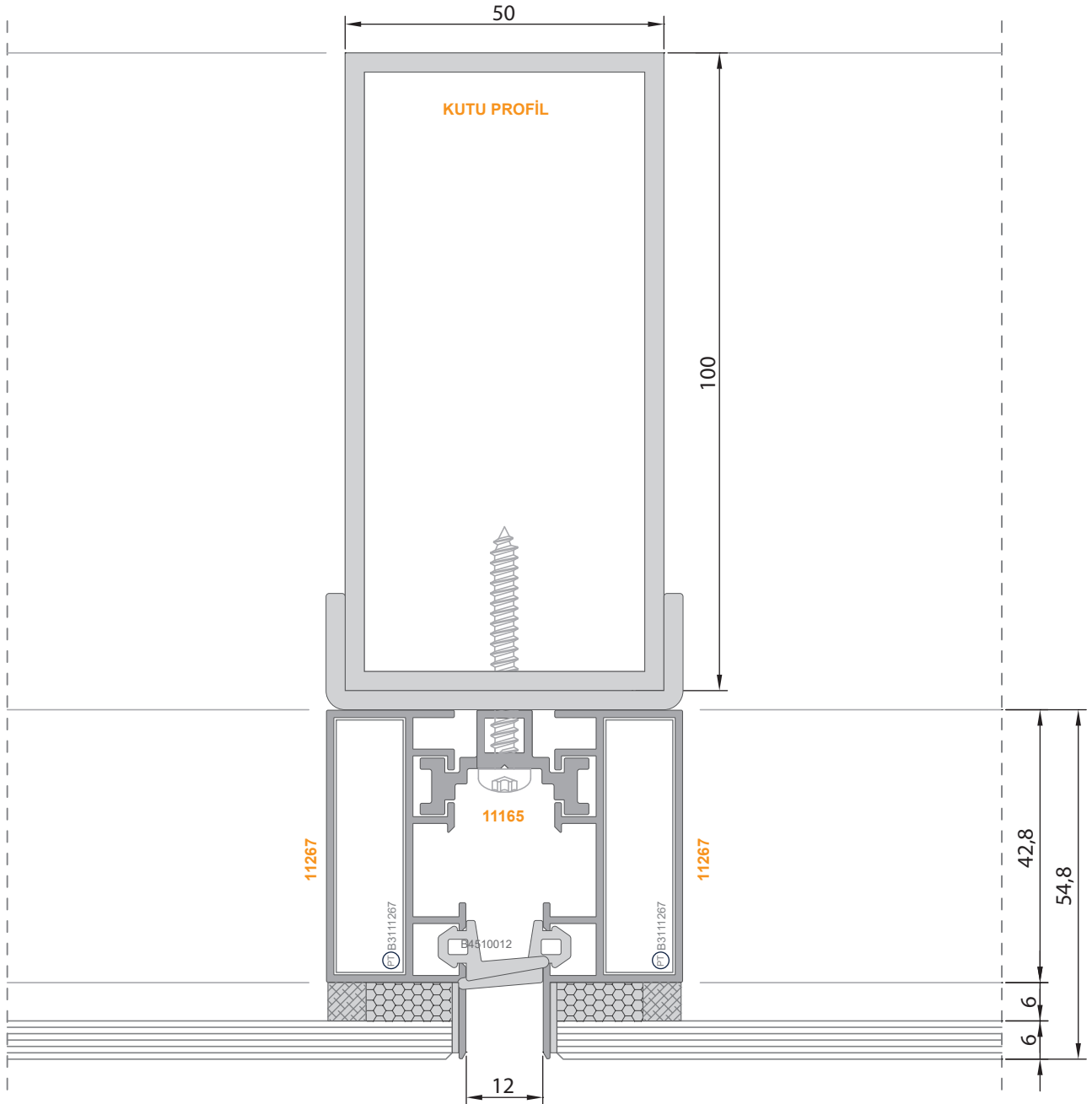




9-9 Detay



## 10-10 Detay



 **ALFORE®**

**SİLİKON & KAPAKLI**  
CEPHE SİSTEMİ